


Pluggable interface relays CR-M

Miniature relays

Data sheet

2CDC 283 035 F0004











CR-M

- ① Interface relay
- ② Pluggable function module
- ③ Socket
- ④ Holder
- ⑤ Marker

Features

- Standard miniature relays with mechanical status indication
- 12 different supply voltages:
DC versions: 12 V, 24 V, 48 V, 60 V, 110 V, 125 V, 220 V
AC versions: 24 V, 48 V, 60 V, 110 V, 120 V, 230 V
- Output: 2 c/o (SPDT) contacts (12 A), 3 c/o (SPDT) contacts (10 A) or 4 c/o (SPDT) contacts (6 A)
- Available with or without LED
- 4-c/o (SPDT) version optionally equipped with gold contacts, LED and free wheeling diode
- Integrated test button for manual actuation and locking of output contacts (blue = DC, orange = AC) that can be removed if necessary
- Cadmium-free contact material
- Suited for logical and standard sockets
- Width on socket: 27 mm
- Pluggable function modules: reverse polarity protection/free wheeling diode, LED indication, RC elements, overvoltage protection, time modules

Approvals

	UL508	(except 60 V DC and 125 V DC devices with gold contacts)
	CAN/CSA C22.2 No.14	(except devices with gold contacts)
	CAN/CSA C22.2 No.14	(except 60 V DC and 125 V DC devices)
	VDE	(except 125 V DC devices)
	GOST	
	Lloyds Register	(only devices with 4 c/o (SPDT) contacts)
	CCC	
	RMRS	

Marks

CE CE

Order data

Type	Rated control supply voltage U_s	Order code
Interface relays without LED 2 c/o (SPDT) contacts: 250 V, 12 A		
CR-M012DC2	12 V DC	1SVR 405 611 R4000
CR-M024DC2	24 V DC	1SVR 405 611 R1000
CR-M048DC2	48 V DC	1SVR 405 611 R6000
CR-M060DC2	60 V DC	1SVR 405 611 R4200
CR-M110DC2	110 V DC	1SVR 405 611 R8000
CR-M125DC2	125 V DC	1SVR 405 611 R8200
CR-M220DC2	220 V DC	1SVR 405 611 R9000
CR-M024AC2	24 V AC	1SVR 405 611 R0000
CR-M048AC2	48 V AC	1SVR 405 611 R5000
CR-M110AC2	110 V AC	1SVR 405 611 R7000
CR-M120AC2	120 V AC	1SVR 405 611 R2000
CR-M230AC2	230 V AC	1SVR 405 611 R3000

Bold printed products = stocked products. Packing unit = 10 pieces.

Pluggable interface relays CR-M

Miniature relays

Data sheet

Type	Rated control supply voltage U_s	Order code
Interface-relays with gold contacts, LED and free wheeling diode, 4 c/o (SPDT) contacts: 250 V, 6 A		
CR-M012DC4LDG	12 V DC	1SVR 405 618 R4400
CR-M024DC4LDG	24 V DC	1SVR 405 618 R1400

Ordering data - Accessories

Function modules

Type	Rated control supply voltage U_s	Version	Order code
Diode - Reverse polarity protection			
CR-P/M 22	6-230 V DC	A1+, A2-	1SVR 405 651 R0000
Diode and LED - Reverse polarity protection			
CR-P/M 42	6-24 V DC	red, A1+, A2-	1SVR 405 652 R0000
CR-P/M 42V	6-24 V DC	green, A1+, A2-	1SVR 405 652 R1000
CR-P/M 42B	24-60 V DC	red, A1+, A2-	1SVR 405 652 R4000
CR-P/M 42BV	24-60 V DC	green, A1+, A2-	1SVR 405 652 R4100
CR-P/M 42C	110-230 V DC	red, A1+, A2-	1SVR 405 652 R9000
CR-P/M 42CV	110-230 V DC	green, A1+, A2-	1SVR 405 652 R9100
RC element - Arc elimination			
CR-P/M 52B	6-24 V AC		1SVR 405 653 R0000
CR-P/M 52D	24-60 V AC		1SVR 405 653 R4000
CR-P/M 52C	110-230 V AC		1SVR 405 653 R1000
Diode and LED			
CR-P/M 62	6-24 V AC/DC	red, for DC: A1+, A2-	1SVR 405 654 R0000
CR-P/M 62V	6-24 V AC/DC	green, for DC: A1+, A2-	1SVR 405 654 R1000
CR-P/M 62E	24-60 V AC/DC	red, for DC: A1+, A2-	1SVR 405 654 R4000
CR-P/M 62EV	24-60 V AC/DC	green, for DC: A1+, A2-	1SVR 405 654 R4100
CR-P/M 92	110-230 V AC/DC	red, for DC: A1+, A2-	1SVR 405 654 R0100
CR-P/M 92V	110-230 V AC/DC	green, for DC: A1+, A2-	1SVR 405 654 R1100
Varistor and LED - Overvoltage protection			
CR-P/M 62C	6-24 V AC/DC	red, for DC: A1+, A2-	1SVR 405 655 R0000
CR-P/M 62CV	6-24 V AC/DC	green, for DC: A1+, A2-	1SVR 405 655 R1000
CR-P/M 62D	24-60 V AC/DC	red, for DC: A1+, A2-	1SVR 405 655 R4000
CR-P/M 62DV	24-60 V AC/DC	green, for DC: A1+, A2-	1SVR 405 655 R4100
CR-P/M 92C	110-230 V AC/DC	red, for DC: A1+, A2-	1SVR 405 655 R0100
CR-P/M 92CV	110-230 V AC/DC	green, for DC: A1+, A2-	1SVR 405 655 R1100
Varistor - Overvoltage protection			
CR-P/M 72	24 V AC		1SVR 405 656 R0000
CR-P/M 72A	115 V AC		1SVR 405 656 R1000
CR-P/M 82	230 V AC		1SVR 405 656 R2000

Time modules

Type		Order code
Time module		
CR-P/M T1	12-24 V AC/DC	ON-delay
CR-P/M T2	12-24 V AC/DC	Impulse-ON

Bold printed products = stocked products. Packing unit = 10 pieces.

Pluggable interface relays CR-M

Miniature relays

Data sheet

All CR-P/M modules - except time modules CR-P/M T... - can be plugged onto all CR-P or CR-M sockets. The time modules CR-P/M T... can be plugged onto the following sockets only: CR-PLSx, CR-PLC and CR-M2LS, CR-M3LS, CR-M4LS, CR-M2LC, CR-M4LC.

Sockets

Type	Version	Connection	Order code
Logical sockets			
CR-M2LS	for 2 c/o (SPDT) contacts	screw	1SVR 405 651 R1100
CR-M3LS	for 3 c/o (SPDT) contacts	screw	1SVR 405 651 R2100
CR-M4LS	for 2 or 4 c/o (SPDT) contacts	screw	1SVR 405 651 R3100
CR-M2LC	for 2 c/o (SPDT) contacts	spring	1SVR 405 651 R1200
CR-M4LC	for 2 or 4 c/o (SPDT) contacts	spring	1SVR 405 651 R3200
Standard sockets			
CR-M2SS	for 2 c/o (SPDT) contacts	screw	1SVR 405 651 R1000
CR-M3SS	for 3 c/o (SPDT) contacts	screw	1SVR 405 651 R2000
CR-M4SS	for 2 or 4 c/o (SPDT) contacts	screw	1SVR 405 651 R3000
CR-M2SF	for 2 c/o (SPDT) contacts	fork type screw	1SVR 405 651 R1300
CR-M4SF	for 2 or 4 c/o (SPDT) contacts	fork type screw	1SVR 405 651 R3300
Accessories for CR-M sockets			
CR-MH	Plastic holder		1SVR 405 659 R1000
CR-MH1	Metall holder		1SVR 405 659 R1100
CR-MJ	Jumper bar for sockets with screw clamps		1SVR 405 658 R6000

Bold printed products = stocked products. Packing unit = 10 pieces.

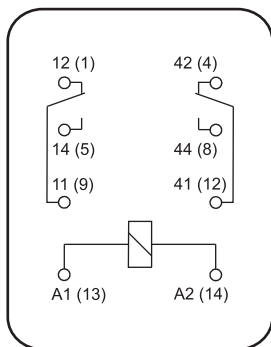
Application

Interface relays are electromechanic and electronic input and output modules for electrical isolation, levelling, noise suppression or signal amplification between control unit and process.

Operating mode

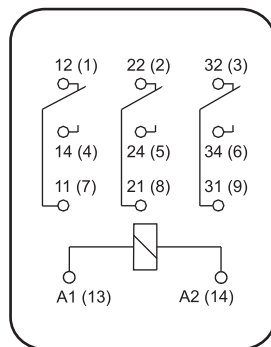
When power supply is applied, the output contacts get closed. When control supply voltage is switched off, the contacts fall back into their starting position. Manual operation and locking of the output relays is possible via the integrated test button.

Connection diagrams



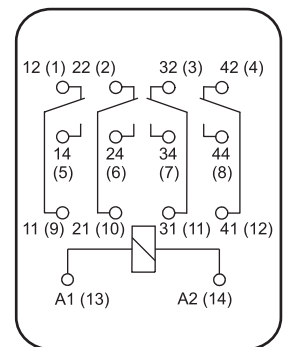
CR-M with 2 c/o (SPDT) contacts

A1-A2 Control supply voltage
11-12/14 Relay outputs
41-42/44



CR-M with 3 c/o (SPDT) contacts

A1-A2 Control supply voltage
11-12/14 Relay outputs
21-22/24
31-32/34



CR-M with 4 c/o (SPDT) contacts

A1-A2 Control supply voltage
11-12/14 Relay outputs
21-22/24
31-32/34
41-42/44