

Electrical Metallic Tubing (EMT) and True Color™ EMT

FEATURES & SPECIFICATIONS

Manufactured for Long Life

Columbia-MBF® EMT is precision manufactured from high grade mild strip steel for exceptional durability and long-lasting life. Columbia-MBF EMT is hot galvanized using a patented inline Flo-Coat™ process. This process combines zinc, a conversion coating, and a clear organic polymer topcoat to form a triple layer of protection against corrosion and abrasion.

E-Z Pull™ EMT combines strength with ductility, providing easy bending, cutting and joining while resisting flattening, kinking and splitting. Available in sizes 1/2 (16) - 4 (103).

Coatings

Columbia-MBF's EMT (Electrical Metallic Tubing) has a special low friction ID coating called E-Z Pull that greatly improves the slip properties between conduit and wire. With E-Z Pull EMT, wire pulls through the EMT smoothly and easily, making installation easier and faster.

EMI Shielding

Columbia-MBF EMT is very effective in reducing electromagnetic field levels for encased power distribution circuits, shielding computers and other sensitive electronic equipment from the effects of electromagnetic interference.

For more information on EMT shielding, visit www.columbia-mbf.ca to obtain the **GEMI** (Grounding and Electro-Magnetic Interference) software analysis program.

Codes & Standards Compliance

Columbia-MBF EMT is Certified to Canadian Standards Association C22.2 No.83.1. As a metal raceway, EMT functions as an equipment bonding conductor when installed in compliance with the Canadian Electrical Code (CEC), including Section 10 *Grounding and Bonding* and Section 12-1400 *Electrical Metallic Tubing*. Documentation is available in the GEMI (Grounding and Electro-Magnetic Interference) analysis software and related research studies found at the www.columbia-mbf.ca website.

Installation of EMT shall be in accordance with the Canadian Electrical Code and the CSA Certification information.

Specification Data

To specify Columbia-MBF EMT, include the following: Electrical Metallic Tubing shall be equal to that manufactured by Columbia-MBF Inc. EMT shall be hot galvanized steel O.D. with an organic corrosion resistant I.D. coating, and shall be CSA Certified to Standard C22.2 No. 83.1 and manufactured in accordance with ANSI C80.3.

Electrical Metallic Tubing (EMT) and True Color™ EMT

Certified to Canadian Standards Association Safety Standard CSA C22.2 No.83.1
Manufactured in accordance with ANSI C80.3



Trade Size	Metric Designator	Outside Diameter ¹		Nominal Wall Thickness ²		Approximate Weight Per 100 Ft. (30.5M)		Standard Bundle Quantity		True Color** Bundle Qty.	
		in	mm	in	mm	lb	kg	ft	m	ft	m
1/2	16	0.706	17.93	0.042	1.07	30	13.6	2500	762.0	3500	1066.8
3/4	21	0.922	23.42	0.049	1.24	46	20.9	2000	609.6	2500	762.0
1	27	1.163	29.54	0.057	1.45	67	30.4	1000	304.8	1500*	457.2
1-1/4	35	1.510	38.35	0.065	1.65	101	45.8	500	152.4	2000	609.6
1-1/2	41	1.740	44.20	0.065	1.65	116	52.6	500	152.4	1500	457.2
2	53	2.197	55.80	0.065	1.65	148	67.1	510	155.4	1200	365.7
2-1/2	63	2.875	73.03	0.072	1.83	216	98.0	250	76.2	610	185.9
3	78	3.500	88.90	0.072	1.83	263	119.3	200	61.0	510	155.4
3-1/2	91	4.000	101.60	0.083	2.11	349	158.3	100	30.5	370	112.7
4	103	4.500	114.30	0.083	2.11	393	178.3	100	30.5	300	91.5

¹Outside diameter tolerances: +/- .005 in. (.13mm) for size 1/2 (16mm) through 2 (53mm);

+/- .010 in. (.25mm) for size 2-1/2 (63);

+/- .015 in. (.38mm) for size 3 (78);

+/- .020 in. (.50mm) for size 3-1/2 (91) and 4 (103).

NOTE: Length = 10 ft. (3.05m) with a tolerance of +/- .25 in. (6mm)

²For information only. Not a requirement of the CSA standard.

*True Color Blue size 1 (27) bundle quantity: 3000 ft / (914.4m)

** True Color Size 2 (53)- 4 (103) are available through special order

NOTE: Special orders are non-cancelable, non-returnable and non-refundable.

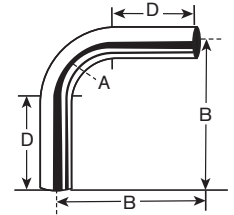
Electrical Metallic Tubing (EMT) Elbows

EMT 90° Elbows

Certified to Canadian Standards Association Safety Standard CSA C22.2 No.83.1
 Manufactured in accordance with ANSI C80.3



Trade Size	Metric Designator	Radius (A) ¹		Offset (B) ²		Straight (D) ¹		Approximate Weight Per 100 Pieces		Standard Package
		in	mm	in	mm	in	mm	lb	kg	
1/2	16	4	102	5 7/8	149	1 1/2	38	25	11.3	25
3/4	21	4 1/2	114	7	178	1 1/2	38	46	20.9	50
1	27	5 3/4	146	8 3/4	222	1 7/8	48	84	38.1	25
1 1/4	35	7 1/4	184	10 1/8	257	2	51	144	65.3	20
1 1/2	41	8 1/4	210	11 3/4	298	2	51	193	87.5	15
2	53	9 1/2	241	14	356	2	51	296	134.3	10
2 1/2	63	10 1/2	267	16 1/4	413	3	76	504	228.6	80
3	78	13	330	18 3/4	476	3 1/8	79	701	318.0	50
3 1/2	91	15	381	21 1/4	540	3 1/4	83	1047	474.9	50
4	103	16	406	23 3/8	594	3 3/8	86	1310	594.2	36



¹Minimum requirement as per CSA Standard

²For information only, not a requirement as per CSA Standard

Sizes 2-1/2 (63) and larger shipped in palletized cartons or bulk.

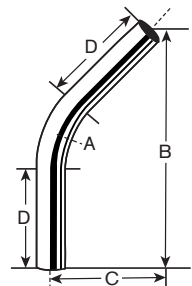
Also available in the following Degrees (60°, 45°, 30°, 22-1/2°, 15° & 11-1/4°)

EMT 45° Elbows

Certified to Canadian Standards Association Safety Standard CSA C22.2 No.83.1
 Manufactured in accordance with ANSI C80.3



Trade Size	Metric Designator	Radius (A) ¹		Offset (B) ²		Offset (C) ²		Straight (D) ¹		Approximate Weight Per 100 Pieces		Standard Package
		in	mm	in	mm	in	mm	in	mm	lb	kg	
1/2	16	4	102	6 1/8	156	2 1/2	64	1 1/2	38	18	8.2	25
3/4	21	4 1/2	114	7 3/8	187	3 1/8	79	1 1/2	38	33	15.0	50
1	27	5 3/4	146	8 3/4	222	3 5/8	92	1 7/8	48	56	25.4	25
1 1/4	35	7 1/4	184	10 1/8	257	4 1/8	105	2	51	97	44.0	20
1 1/2	41	8 1/4	210	13 1/8	333	5 3/8	137	2	51	145	65.8	15
2	53	9 1/2	241	13 1/8	333	5 1/2	140	2	51	185	83.9	10
2 1/2	63	10 1/2	267	17 1/2	445	7 1/4	184	3	76	360	163.3	80
3	78	13	330	17 1/2	445	7 1/4	184	3 1/8	79	438	198.7	50
3 1/2	91	15	381	26 1/8	664	10 7/8	276	3 1/4	83	873	396.0	50
4	103	16	406	26 1/4	667	10 7/8	276	3 3/8	86	983	445.9	36



¹Minimum requirement as per CSA Standard

²For information only, not a requirement as per CSA Standard

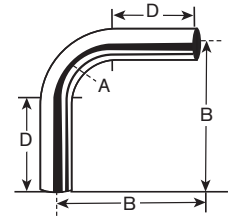
Sizes 2-1/2 (63) and larger shipped in palletized cartons or bulk.

Also available in the following Degrees (90°, 60°, 30°, 22-1/2°, 15° & 11-1/4°)

Electrical Metallic Tubing (EMT) Elbows

EMT Large Radius 90° Elbows

Certified to Canadian Standards Association Safety Standard CSA C22.2 No.83.1
 Manufactured in accordance with ANSI C80.3



Trade Size	Metric Designator	Radius (A)		Offset (B) ²		Straight (D) ²		Approximate Weight Per 100 Pieces	
		in	mm	in	mm	in	mm	lb	kg
1	27	12	305	20 5/8	524	8 5/8	219	201	91.2
1	27	15	381	24 1/4	616	9 1/4	235	235	106.6
1	27	18	457	27 7/8	708	9 7/8	251	268	121.6
1	27	24	610	34 5/8	879	10 5/8	270	329	149.2
1	27	30	762	41	1041	11	279	385	174.6
1	27	36	914	46 3/4	1187	10 3/4	273	436	197.8
1	27	42	1067	54	1372	12	305	503	228.2
1	27	48	1219	60 1/4	1530	12 1/4	311	558	253.1
1 1/4	35	12	305	20 5/8	524	8 5/8	219	303	137.4
1 1/4	35	15	381	24 1/4	616	9 1/4	235	354	160.6
1 1/4	35	18	457	27 7/8	708	9 7/8	251	404	183.3
1 1/4	35	24	610	34 5/8	879	10 5/8	270	497	225.4
1 1/4	35	30	762	41	1041	11	279	581	263.5
1 1/4	35	36	914	46 3/4	1187	10 3/4	273	657	298.0
1 1/4	35	42	1067	54	1372	12	305	758	343.8
1 1/4	35	48	1219	60 1/4	1530	12 1/4	311	842	381.9
1 1/2	41	12	305	20 5/8	524	8 5/8	219	348	157.9
1 1/2	41	15	381	24 1/4	616	9 1/4	235	406	184.2
1 1/2	41	18	457	27 7/8	708	9 7/8	251	464	210.5
1 1/2	41	24	610	34 5/8	879	10 5/8	270	570	258.6
1 1/2	41	30	762	41	1041	11	279	667	302.6
1 1/2	41	36	914	46 3/4	1187	10 3/4	273	754	342.0
1 1/2	41	42	1067	54	1372	12	305	870	394.6
1 1/2	41	48	1219	60 1/4	1530	12 1/4	311	967	438.6
2	53	12	305	20 5/8	524	8 5/8	219	444	201.4
2	53	15	381	24 1/4	616	9 1/4	235	518	235.0
2	53	18	457	27 7/8	708	9 7/8	251	592	268.5
2	53	24	610	34 5/8	879	10 5/8	270	728	330.2
2	53	30	762	41	1041	11	279	851	386.0
2	53	36	914	46 3/4	1187	10 3/4	273	962	436.4
2	53	42	1067	54	1372	12	305	1110	503.5
2	53	48	1219	60 1/4	1530	12 1/4	311	1233	559.3
2 1/2	63	12	305	20 5/8	524	8 5/8	219	648	293.9
2 1/2	63	15	381	24 1/4	616	9 1/4	235	756	342.9
2 1/2	63	18	457	27 7/8	708	9 7/8	251	864	391.9
2 1/2	63	24	610	34 5/8	879	10 5/8	270	1062	481.7
2 1/2	63	30	762	41	1041	11	279	1242	563.4
2 1/2	63	36	914	46 3/4	1187	10 3/4	273	1404	636.9
2 1/2	63	42	1067	54	1372	12	305	1620	734.8
2 1/2	63	48	1219	60 1/4	1530	12 1/4	311	1800	816.5

²For information only, not a requirement as per CSA Standard
 Sizes 2-1/2 (63) and larger shipped in palletized cartons or bulk.
 Also available in the following Degrees (60°, 45°, 30°, 22-1/2°, 15° & 11-1/4°)

Chart continued on the next page

NOTE: Special orders are non-cancelable, non-returnable and non-refundable.