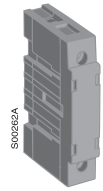


## Accessories

for 16A – 160A non-fusible disconnect switches  
Base & DIN rail mounted, door mounted



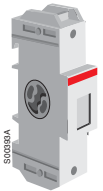
OTP\_32\_



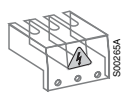
OTP\_63\_



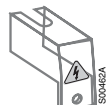
OTP\_125\_



OTP\_160EP



OTS\_T3



OTS\_T1

### Power poles — Only one power pole per switch, mounts on left or right side of switch

Description	For use on:	AC thermal amp rating	AC rated voltage	Catalog number	List price	
 Fourth pole	OT16E3 – OT32E3	40	600	OTPS32EP		
	OT45E3 – OT63E3	80	600	OTPS63EP		
	OT30E3, OT60E3	60	600	OTPS60EP		
	OT100E3	100	600	OTPS125EP		
	OT160E3, ET3	125	600	OTPS160EP		
 Late-break/early-make	OT16E3 – OT32E3	40	600	OTPL32EP		
	OT45E3 – OT63E3	80	600	OTPL63EP		
	OT30E3, OT60E3, OT100E3	100	600	OTPL125EP		
 Fourth pole	OT16ET3 – OT32ET3	40	600	OTPS32ED		
	OT45ET3 – OT63ET3	80	600	OTPS63ED		
	OT30ET3, OT60ET3, OT100ET3	100	600	OTPS125ED		
	 Late-break/early-make	OT16ET3 – OT32ET3	40	600	OTPL32ED	
		OT45ET3 – OT63ET3	80	600	OTPL63ED	
OT30ET3, OT60ET3, OT100ET3	100	600	OTPL125ED			

### Terminal poles — Switch accepts one terminal pole per side, mounts on left or right side of switch

Description	For use on:	AC thermal amp rating	AC rated voltage	Catalog number	List price
 Solid neutral Base & DIN rail mounted	OT16E3 – OT32E3	40	600	OTPN32EP	
	OT45E3 – OT63E3	80	600	OTPN63EP	
	OT30E3, OT60E3, OT100E3	100	600	OTPN125EP	
	OT160E3, ET3	125	600	OTPN160EP	
 Detachable neutral Base & DIN rail mounted	OT16 E3 – OT32E3	40	600	OTPD32EP	
	OT45E3 – OT63E3	80	600	OTPD63EP	
	OT30E3, OT60E3	60	600	OTPD60EP	
	OT100E3	100	600	OTPD125EP	
 Ground terminal Base & DIN rail mounted	OT16E3 – OT32E3	30	600	OTPE32EP	
	OT45E3 – OT63E3	60	600	OTPE63EP	
	OT30E3, OT60E3, OT100E3	100	600	OTPE125EP	
	OT160E3, ET3	125	600	OTPE160EP	
 Solid neutral Door mounted	OT16ET3 – OT32ET3	30	600	OTPN32ED	
	OT45ET3 – OT63ET3	60	600	OTPN63ED	
	OT30ET3, OT60ET3, OT100ET3	100	600	OTPN125ED	
 Detachable neutral Door mounted	OT45ET3 – OT63ET3	60	600	OTPD63ED	
	 Ground terminal Door mounted	OT16ET3 – OT32ET3	30	600	OTPE32ED
OT45ET3 – OT63ET3		60	600	OTPE63ED	
OT30ET3, OT60ET3, OT100ET3		100	600	OTPE125ED	

### Terminal shrouds — snap on mounting for line or load side

Description	For use on:	Catalog number	List price
3 pole includes one shroud for line or load side	OT16E3 – OT32E3, -ET3 OT45E3 – OT63E3, -ET3 OT30E3, OT60E3, OT100E3 OT160E3	OTS32T3 OTS63T3 OTS125T3 OTS160T3	
For 1 to 4-pole switches, shroud for single pole and for fourth	OTP_32E- OTP_63E- OTP_60E, OTP_125E OT160E	OTS32T1 OTS63T1 OTS125T1 OTS160T1	

\* All disconnects are IP20 touch safe as standard. Terminal shrouds provide an additional level of protection.



## Accessories

for 16A – 160A non-fusible disconnect switches  
Base & DIN rail mounted



CXBY68419/1



OHB11



OHB12



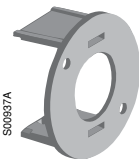
OTZS1



OHY7



CXBY68140



OHZX5

### Replacement Knob – mounts directly to switch; no shaft necessary

UL/NEMA type	Color	For use on :	Length (MM)	Padlockable	Catalog number	List price
1	Red	OT16, OT25, OT32	25	–	CXBY68135	
1	Red	OT30, OT45, - OT100	35	–	CXBY68306	
1	Red	OT30, OT45, - OT100	40	Yes	CXBY68419/1	
1	Black	OT125	–	Yes	OHB11	
1	Black	OT16-OT32	–	Yes	OHB12	
1	Black	OT45...100	–	Yes	OHB2/1	
Metal collar		OT16- OT100	–	–	OTZS1	
Metal collar		OT160	–	–	OTZS2	
Red knob for locking shaft in place **re-use original set screw **		OT160	–	–	CXBY68100	
Set screw Ⓞ		OT16- OT100	–	–	FLSWM5X8AY	

### Modular adapter cover – for OT16, OT25, OT32

Item	For use on :	Length (Inches)	Padlockable	Catalog number	List price
Adapter cover grey	OT16, OT25, OT32	–	Yes	OHB7	
Adapter cover yellow	OT16, OT25, OT32	–	Yes	OHY7	

A padlock can be used with the adapter cover.

### Locking clip – (replacement part)

Description	For use on :	Catalog number	List price
Door mounted switch handle locking clip	OT16, OT25, OT32	CXBY68140	

### Handle support – (for direct mounting on the switch mechanism for OH\_65, 80 handles)

Description	For use on:	Catalog number	List Price
Handle Support	OT160E3	OHZX5	