





## Toggle Switch Accessories

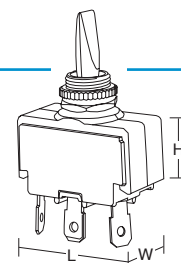
- These neoprene covers are great for outdoor and other environmentally tough conditions. They screw onto toggle switches to protect switches from moisture, dust and dirt.
- Nickel indicator plate fits easily on most toggle switches to identify the On-Off positions





Product	Description	Mounting	Dimensions	Quantity/Card	Cat. No.
	Toggle Switch Cover	15/32 - 32 NS-2B	.93 Height x .62 Base Dia.	2	774020
				100	774020BK†
	Push Button Switch Cover (Clear)	3/8 - 27 NS-2B	.59 Height x .60 Base Dia. x .34 ID	2	774117
				100	774117BK†
	Push Button Switch Cover (Gray)	15/32 - 32 NS-2B	.72 Height x .62 Base Dia. x .42 ID	2	774087
				100	774087BK†
	Indicator Plate	15/32" Diameter	1.03 x .62 Hole Diameter	10	774099
				100	774099BK†

†Bulk Package of 100

## Double Insulated Plastic Toggle Switches

- Great for outdoor, marine/recreational equipment, automotive and weather resistant applications
- Double-insulated with an internal "O" ring design for moisture and dust resistance
- 1/2 in. diameter mounting hole
- Bulk packaging available upon request



Product	Description	Poles	Circuitry	Termination Style	No. of Terminals	Rating		Dimensions (L" x W" x H")	Cat. No.
						Amps 125 VAC	Amps 250 VAC		
	Double Insulated, Plastic Toggle Switch	SPST	On-Off	Screw	2	20	10	1.37 x .76 x .94	774019
	Double Insulated, Plastic Toggle Switch	SPST	On-Off	Spade	2	20	10	1.37 x .76 x .94	774098
	Double Insulated, Plastic Toggle Switch	SPDT	(On)-Off-(On)	Spade	3	20	10	1.37 x .76 x .94	774004
	Double Insulated, Plastic Toggle Switch	DPDT	(On)-Off-(On)	Spade	6	20	10	1.37 x .76 x .94	774006