


# Solaira<sup>TM</sup>

## COSY 1500/ 2000




**PHILIPS**

PHILIPS HeLeN Gold Series  
Quartz Heat Lamp inside



**WEATHERPROOF  
TECHNOLOGY**



Cosy XL with lights, silver

Cosy 1500/2000 heaters are engineered as low profile, high output heaters for specifications requiring lower mounting heights. They are especially suited for porches, patios and drafty areas; Cosy 1500/2000 series heaters are suited for both outdoor and indoor applications.

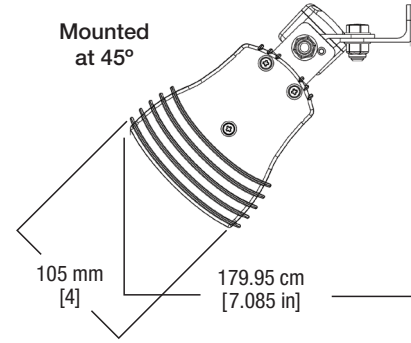
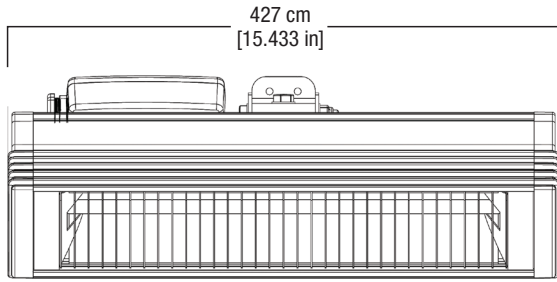
Ideal for both commercial and residential areas such as open air terraces, restaurant hostess and waiting areas, clubs and pubs. This series is engineered for lower clearance seating areas including condominium terraces and under awnings and commercial umbrellas.

- Certified for outdoor/indoor areas
- Cosy XL with lights offers both heating and lighting solutions in one appliance
- Safe / Maintenance Free / Odorless
- Scratch resistant, hard-wearing powder coat finish
- Sleek aluminum extrusion styled fixture
- Bracket allows for vertical and horizontal adjustment
- 1.5kW, 120V model includes 15' cable and plug for ready to install (or can be hardwired to controls or switch)
- 1.5 and 2.0kW, 240 models are hardwire only to controls or switch
- cCSAus listed and certified to ANSI/UL 1278, UL 2021, ANSI/UL 875 and ANSI/UL 834
- Available in Black or White, Cosy XL available only in Silver
- Operates for as little as \$0.20 per hour\*

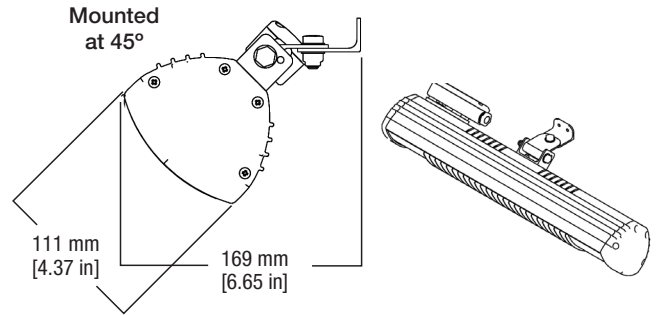
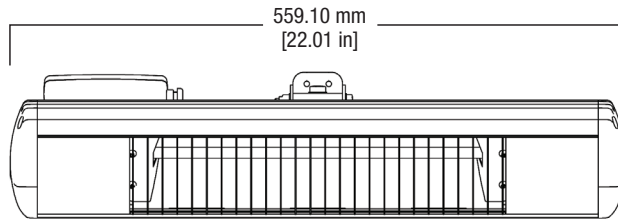


\* based on electricity costs of \$0.14 per kW/Hour

## SPECIFICATIONS COSY 1.5kW/120V, 1.5,2.0kW/240V



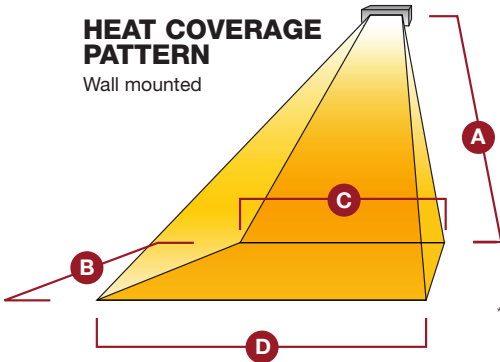
## SPECIFICATIONS COSY XL 1.5,2.0kW/240V



All commercial heaters should be installed by a certified electrician to local and state electrical codes

## HEAT COVERAGE PATTERN

Wall mounted



## HEAT COVERAGE EXAMPLES

Model	A	B	C	D	Heat Zone*	Heat Density*
SCOSYAW15120 B/W	6'7"	8'	8'	10'	70 SQ FT	18 WATTS/SQ. FT
SCOSYAW15240 B/W	6'7"	8'	8'	10'	70 SQ FT	18 WATTS/SQ. FT
SCOSYAW20240 B/W	6'7"	8'	8'	10'	70 SQ FT	24 WATTS/SQ. FT
SCOSYXLAW15240 S	6'7"	8'	8'	10'	80 SQ FT	20 WATTS/SQ. FT
SCOSYXLAW20240 S	6'7"	8'	8'	10'	80 SQ FT	26 WATTS/SQ. FT

\* Heat Zone and actual heat density will vary based on mounting height and angle of heater (Overhead mounted heat zones will be different than this guide). Please use this as a guideline only and contact Solaira for a more detailed specifier guide.



Solaira variable controllers, timers and occupancy sensors allow you to control precise heat requirements for conditions.

## PRODUCT TABLE:

MODEL	COLOR	WATT	VOLT	AMPERE	L X D X H	WEIGHT	REPLACEMENT EMITTER
SCOSYAW15120B	BLACK	1.5kW	120V	12.5A	16 X 4 X 4"	5lbs	SWIREAW15120
SCOSYAW15120W	WHITE	1.5kW	120V	12.5A	16 X 4 X 4"	5lbs	SWIREAW15120
SCOSYAW15240B	BLACK	1.5kW	240V	6.25A	16 X 4 X 4"	5lbs	SWIREAW15240
SCOSYAW15240W	WHITE	1.5kW	240V	6.25A	16 X 4 X 4"	5lbs	SWIREAW15240
SCOSYAW20240B	BLACK	2.0kW	240V	8.33A	16 X 4 X 4"	5lbs	SWIREAW20240
SCOSYAW20240W	WHITE	2.0kW	240V	8.33A	16 X 4 X 4"	5lbs	SWIREAW20240
SCOSYXLAW15240S	SILVER	1.5kW	240V	6.25A	22 X 4 X 4.5"	8lbs	SWIREAW15240
SCOSYXLAW20240S	SILVER	2.0kW	240V	8.33A	22 X 4 X 4.5"	8lbs	SWIREAW20240

# Solaira™

## INFORESIGHT

INFORESIGHT CONSUMER PRODUCTS INC.  
PHONE: 905-568-7655 • FAX: 905-568-7521

WWW.SOLAIRAHEATERS.COM