

## FLEX™ SERIES ACCESSORIES

A range of accessories ensures a custom fit in any application. Choose optional duct connectors, a radiation damper and a metal grille for commercial installations, and hanger bars for exact positioning.

With our QFlow™ Duct Connector (MODEL MQF4), FLEX fans reduce air leakage by up to 65% compared to competitive models<sup>1</sup>, offering an extremely tight seal when closed and completely open airflow when open.


**RDM1 RADIATION DAMPER** for fans and ENERGY STAR fan/LED lights only




**MQF4 DUCT CONNECTOR**



**MMG METAL GRILLE**




**MHB4 HANGER BARS**



**MMD4 METAL DUCT CONNECTOR**



**465B 4-5" DUCT INCREASER**



### FLEX Fan Finish Packs

Model	CFM	Sones	ENERGY STAR®
A80F	80	2.0	No
A80HDF*	80	2.0	No
A110F	110	3.0	No
AE50F	50	0.5	Yes
AE80BF	80	1.5	Yes
AE80F	80	0.8	Yes
AE110F	110	1.0	Yes

ENERGY STAR® fans use 70% less energy, on average, than standard models and may qualify for local utility rebates



\*Metal Grille

### FLEX Fan/Light Finish Packs

Model	CFM	Sones	Lighting	ENERGY STAR®
A70LF	70	2.0	E26 Base**	No
AE80BLF	80	1.5	LED	Yes
AE80LF	80	0.8	LED	Yes
AE110LF	100	1.0	LED	Yes

ENERGY STAR® fans use 70% less energy, on average, than standard models and may qualify for local utility rebates



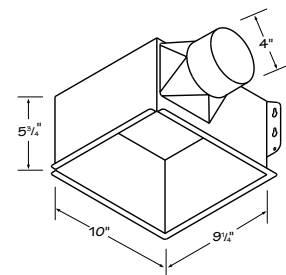
\*\*Bulb not included, max wattage 100W

### Broan FLEX™ Series Project Packs.

Keep your job on schedule and your inventory safe. Even if the final fan or fan/light product has not been selected, a project pack enables you to install a fan or fan/light housing now and choose the right-sized finish pack later. You won't have an open box on the job site with a motor and grille that could be lost or damaged.

### FLEX Housing Packs

Model	Description
A000HF	Fan Housing
A000HL	Fan/Light Housing



<sup>1</sup>Testing reflects total fan housing air tightness. See Broan.com/flex for details.

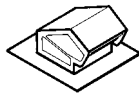
## ROOF CAPS CONTINUED

### Model 634M Roof Cap\*

- Same as Model 634 except for 6" round duct

### Model 636 Roof Cap\*

- For 3" or 4" round duct
- Built-in backdraft damper and bird screen
- Steel baked black enamel finish

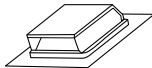


### Model 636AL Roof Cap\*

- Same as Model 636, except aluminum natural finish

### Model 644 Roof Cap\*

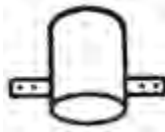
- Same as Model 634, except for aluminum natural finish



## SLEEVES

### Model CVLD4

- 4" sleeve with damper



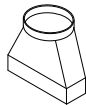
### Model CVLD6

- 6" sleeve with damper

## TRANSITIONS

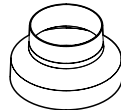
### Model 886 Transition

- Converts 7" round to 3 3/4" x 10" duct



### Model 475 Transition

- Converts 6" round duct to 4" round duct reducer
- Available in 6 Pack (475B)



### Model 413 Transition

- Converts 3 3/4" x 10" duct to 8" round duct



### Model 403B Transition

- 3-4" duct increaser

### Model 405B Transition

- 4-8" duct increaser

### Model 463B Transition

- 3-4" duct expander

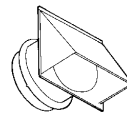
### Model 465B Transition

- 4-5" duct expander

## WALL CAPS

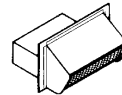
### Model 613 Wall Cap\*

- For 12" round duct
- Built-in backdraft damper and bird screen
- Aluminum natural finish



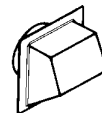
### Model 639 Wall Cap\*

- For 3 3/4" x 10" duct
- Spring-loaded backdraft damper
- Built-in bird screen
- Steel baked black enamel finish



### Model 641 Wall Cap\*

- For 6" round duct
- Built-in backdraft damper and bird screen
- Aluminum natural finish
- Model 647 for 7" Round duct



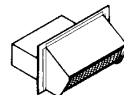
### Model 647 Wall Cap\*

- For 7" round duct
- Other features same as Model 641



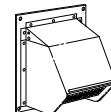
### Model 649 Wall Cap\*

- Same as Model 639, except aluminum natural finish



### Model 843BL Wall Cap\*

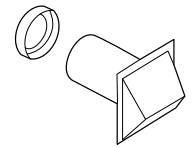
- For 6" round duct
- Built-in backdraft damper and bird screen
- Black finish



## WALL CAPS CONTINUED

### Models 885AL and 885BL Wall Cap\*

- For 3" or 4" round duct
- 4" to 3" transition included
- Aluminum natural finish (885AL) and steel black enamel finish (885BL)
- Standard package—6 to a carton
- Built-in bird screen and damper

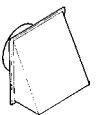


### Model 642

- For 4" round duct
- Aluminum natural finish
- 4 to a carton

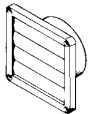
### Model 643 Wall Cap\*

- For 8" round duct
- Aluminum natural finish
- Backdraft damper, no birdscreen



### Model 646 Louvered Wall\* Cap for 6" Round Duct

- Single pack
- White polymeric



### Model WC650 Wall Cap\*

- For 4" round duct
- White polymeric
- 4 to a carton

