



C-2000™ 4-Pole Contactors

Nonreversing Only



To complete the contactor catalog number, replace the *, †, **, or †† in the catalog number with the appropriate digit from the Coil Selection table.

7.5-60 Hp (460 V) AC Only

AC-3 Max. Amps @ 460V	Single-Phase		Three-Phase				Aux. Contacts (A600, Q600)	Coil Volts	4 Normally Open		2 Normally Open, 2 Normally Closed	
	115V	230V	200V	230V	460V	575V			Catalog No. ①	List Price, GO-10C2	Catalog No.	List Price, GO-10C2
13.8	0.75	2	3	3	7.5	10	None	AC	CL01A400T*	\$109.00	CL01AB00T*	\$109.00
17.5	1	3	5	5	10	15	None	AC	CL02A400T*	143.00	CL02AB00T*	143.00
25	2	3	7.5	7.5	15	20	None	AC	CL03A400M*	176.00	CL03AB00M*	176.00
32	2	5	10	10	20	25	None	AC	CL04A400M*	225.00	CL04AB00M*	225.00
42	3	7.5	10	15	30	30	None	AC	CL05A400M*	340.00	CL05AB00M*	340.00
62	5	10	20	20	40	50	None	AC	CL07A400M*	425.00	CL07AB00M*	425.00
68	5	10	20	25	50	60	None	AC	—	—	CL08AB00M*	447.00
80	7.5	15	25	30	60	75	None	AC	CL09A400M*	475.00	—	—

* Coil Selection

For catalog numbers with prefixes CL01, CL02, CL03, CL04, CL05, CL07, CL08 and CL09.

AC Voltage		* Coil Suffix
60 Hz	50 Hz	
24	24	1
48	42	F
120	110	J
208	—	L
277	220/230	N
240	—	S
480	380/400	U
—	415	W
600	500	Y

Note: Additional coils available, see page 3-16.

125-500 Hp (460 V) AC/DC

AC-3 Max. Amps @ 460V	Three-Phase				Aux. Contacts (A600, Q600)	Coil Volts	4 Normally Open	
	200V	230V	460V	575V			Catalog No. ①	List Price, GO-10C2
156	50	60	125	125	1NO-1NC①	AC/DC	CK08BE411†	\$1,375.00
192	60	75	150	150	1NO-1NC①	AC/DC	CK09BE411†	1,750.00
302	100	100	250	300	1NO-1NC①	AC/DC	CK95BE411†	2,250.00
398	125	150	300	400	1NO-1NC①	AC/DC	CK10CE411†	3,520.00
398	125	150	300	400	1NO-1NC①	AC/DC	CK10BE411†	3,872.00
480	150	200	400	500	1NO-1NC①	AC/DC	CK11CE411†	5,250.00
480	150	200	400	500	1NO-1NC①	AC/DC	CK11BE411†	5,775.00
602	200	250	500	600	1NO-1NC①	AC/DC	CK12BE411†	6,900.00

† Coil Selection

For catalog numbers with prefixes CK08, CK09, CK95, CK10, CK11, and CK12.

AC 60/50 Hz	DC	† Coil Suffix
24-28	24-28	D
42-48	42-48	F
110-127	110-127	J
220-250	220-250	N
380-415	380-415	U
440-500	440-500	Y

① Auxiliary contact shipped unassembled.

7.5-60 Hp (460 V), DC Only or AC/DC

AC-3 Max. Amps @ 460V	Single Phase—HP 60 Hz		Three Phase—HP 60Hz				kW 50Hz 380/415V	Aux. Contacts (A600, Q600)	Coil Volts	4 Poles Normally Open		2 Poles Normally Open, 2 Poles Normally Closed	
	115V	230V	200V	230V	460V	575V				Catalog No.	List Price, GO-10C2	Catalog No.	List Price, GO-10C2
13.8	0.75	2	3	3	7.5	10	5.5	None	DC	CL01D400T**	\$132.00	CL01DB00T**	\$132.00
17.5	1	3	5	5	10	15	7.5	None	DC	CL02D400T**	166.00	CL02DB00T**	166.00
25	2	3	7.5	7.5	15	20	12.0	None	DC	CL03D400M**	232.00	CL03DB00M**	232.00
32	2	5	10	10	20	25	16.0	None	DC	CL04D400M**	263.00	CL04DB00M**	263.00
48	3	7.5	10	15	30	30	18.5	None	AC/DC	CL05E400M††	405.00	CL05EB00M††	405.00
62	5	10	20	20	40	50	30.0	None	AC/DC	CL07E400M††	484.00	CL07EB00M††	484.00
68	5	10	20	25	50	60	37.0	None	AC/DC	—	—	CL08EB00M††	516.00
80	7.5	15	25	30	60	75	45.0	None	AC/DC	CL09E400M††	544.00	—	—

Coil Selection Tables For CL01—CL04 (**)

DC Volts	Coil Suffix
12	B
24	D
48	G
120/125	K
250	T

For CL05—CL09 (††)

DC/AC Volts	Coil Suffix
24-28	D
42-48	F
110-127	J
220-250	N

Note: Additional coils available, see page 3-16.



General Specifications for C-2000™ Contactors & Starters

Standards And Listings

IEC 947-1	BS 5424	CSA C.22.2/14
IEC 947-4	BS 775	EN 50005
IEC 158-1	CEI 17-3/252	UNE 20109
CENELEC HD419	ASE 1025	VDE 0660/102
NFC.63-110	UL 508	CE Mark
ZH1/457 (Positive Guided Contacts)		

Pending Standards And Listings

SEMKO, NEMKO, DEMKO, Lloyds Register

Ambient Temperature

Operating	-13° to +131°F/-25° to +55°C
Storage	-58° to +176°F/-50° to +80°C

Altitude Derating

Up to 10,000 ft. (3,000 m)	Nominal Values
10,000 to 13,200 ft. (3,000 to 4,000 m)	90% rated current
13,200 to 16,000 ft. (4,000 to 5,000 m)	80% rated current

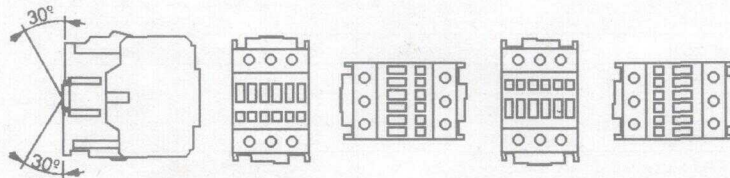
Rated Insulation Voltage

600 Vac, $U_i = 1000V$ (per IEC 947)

Mounting Position

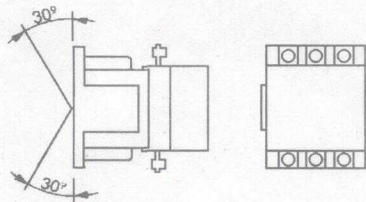
3-Pole and 4-Pole
CL Contactors (5-75 Hp)

To maintain operating integrity, the contactor must be mounted in one of the positions shown below:



3-Pole and 4-Pole
CK Contactors
(100-500 Hp)

The contactor must be installed vertically or tilted a maximum of 30° from vertical, as shown below:



3 IEC DEVICES