

Description	Maximum Capacity*	Model #
-------------	-------------------	---------

Important Information

Dimmers (cont.)



Electronic Low Voltage

For control of electronic low-voltage loads, use MA-600- with Hi-Power 2•4•6™ dimming module, pg.198. For a coordinated look, consider using Spacer®System™ dimmers for controlling electronic low-voltage loads, pg.142.



Fluorescent

For control of fluorescent loads, use Lutron Hi-lume®, Eco-10™ (ECO-Series) line voltage, or Tu-Wire® electronic dimming ballasts with MA-600- and Hi-Power 2•4•6 dimming module, pg.198. For a coordinated look, consider using Spacer System dimmers for controlling fluorescent loads, pg.143.

Hi-Power 2•4•6™ Dimming Modules

To increase load capacity up to 30,000W/VA in most popular sources, use one MA-600- and add up to five dimming modules. See pg.198 for information.

Smart Remotes

Provide Multi-Location Dimming from Up to Nine Additional Locations.

Smart Remotes

MA-R-□

For multi-location dimming, use up to nine Smart Remotes with only one of the following Maestro multi-location dimmers: MA-600-, MA-1000-, MALV-600-, or MALV-1000-
Product Above: No derating required if ganged. Not for use with mechanical 3-way or 4-way switches

Colors/Finishes

Add color/finish suffix to model #
 Example: MA-R- WH

Gloss ships in 48 hrs.

- WH White
- IV Ivory
- AL Almond
- LA Light Almond **NEW**
- GR Gray
- BR Brown
- BL Black

Gloss colors meet NEMA color standards where standards exist

Wallplates & Accessories



Claro® wallplates sold separately, pg.70.

Matching Claro switches, receptacles, phone and cable jacks, pg.70.

What's Included



Control

*Maximum Capacities

For capacities in multigang installations, see ganging and derating information, pg.207.

Single-Gang Wallplate Dimensions

- W: 2.94" (75mm)
- H: 4.69" (119mm)
- D: 0.30" (7.6mm)

Packaging Options

Box and clamshell options, pg.238.

Controls are 120V
 60Hz unless noted.



Global Ordering
 see pg.215


For More Information:

www.lutron.com/maestro

Fax-on-Demand 1•800•523•9466

MAESTRO®

The High-Tech Multi-Location Dimmer



Shown actual size: Maestro preset Smart Dimmer in white (WH); Claro® wallplate sold separately, pg.70

Product Family Features

- High-tech "Smart Dimmer" with microprocessor technology for a standard designer wallplate opening
- Features a clean, flush, stylish appearance
- Special Features! Two taps on the switch brings lights on to full brightness; press and hold the switch to slowly fade lights to off over 10 seconds
- Multi-location dimming from up to 10 locations
- Uses standard single-pole and 3-way wiring for easy installation in any home

Specification Features

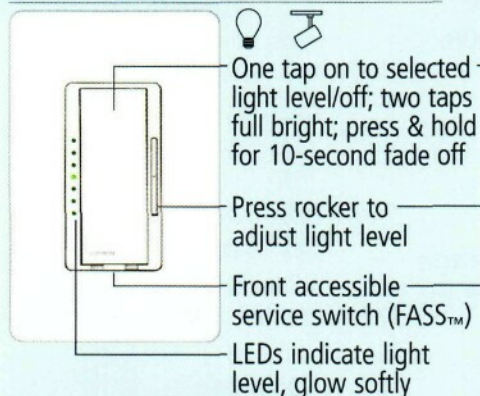
- Power-failure memory
- Frequency compensation
- RFI suppression
- Front accessible service switch (FASS™) to disconnect load power
- Electrostatic discharge tested
- Precise color matching across all controls

Designer Gloss Colors/Finishes (See Color/Finish Guide, pgs.18-19)




www.lutron.com/maestro
See Maestro in all colors/finishes

Smart Dimmers

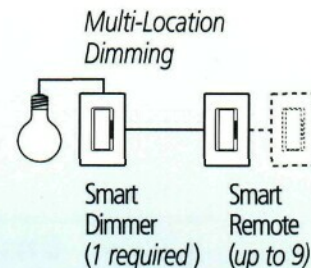
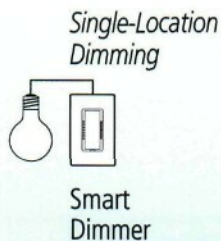
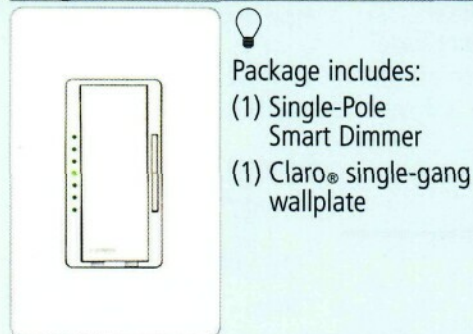


Smart Remotes

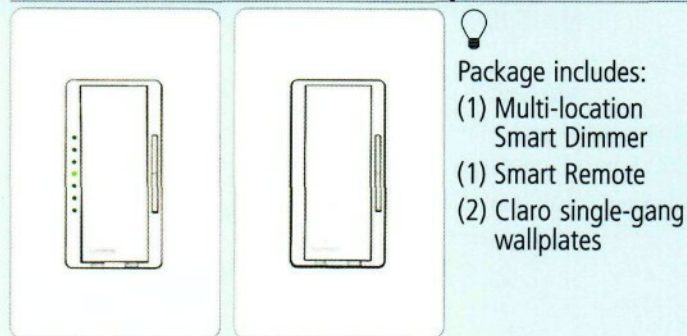


Maestro Duo™



NEW Single-Pole Smart Dimmer with Wallplate



NEW Maestro Duo™ Multi-Location Smart Dimmer and Smart Remote with Wallplates



Key to Models Available


-  Incandescent
-  Magnetic Low Voltage

For a coordinated look, use Claro accessories and wallplates, pg.70



Switches, Receptacles, GFCI Receptacles, Telephone Jacks, Cable TV Jacks, and 1- to 6-Gang Wallplates Available

For a coordinated look in a whole-house system, use RadioRA® wireless home lighting controls, pg.146



RadioRA Wall-Mounted and Tabletop Master Controls, Dimmers, Switches, and Lamp Dimmers Available

Model Number Index

With a Key to Packaging

NovaT ☆	pg#	PKG
NT-1000-	38	●
NT-1003P-	38	●
NT-1500-	38	●
NT-1503P-	38	●
NT-1PS-	41	●
NT-2000-	38	●
NT-3PS-	41	●
NT-4PS-	41	●
NT-600-	38	●
NT-603P-	38	●
NT-CJ-	35, 43	●
NT-PJ-	35, 43	●
NT-PJ8CJ-	35, 43	●
NT-PJ8X2-	35, 43	●
NT-PJ8X3-	35, 43	●
NTA-2-	38	●
NTB-1000-	38	●
NTB-600-	38	●
NTELV-300-	39	●
NTELV-600-	39	●
NTF-10-	40	●
NTF-10-277-	40	●
NTF-103P-	40	●
NTF-103P-277-	40	●
NTFS-12E-	34, 41	●
NTFS-6E-	34, 41	●
NTFSQ-	34, 41	●
NTFTU-5A-	40	●
NTFTV-	40	●
NTLV-1000-	39	●
NTLV-1003P-	39	●
NTLV-1500-	39	●
NTLV-1503P-	39	●
NTLV-600-	39	●
NTLV-603P-	39	●
NTR-15-	34, 42	●
NTR-15-GFCI-	34, 42	●
NTR-15-IG-OR-	34, 42	●
NTR-20-	34, 42	●
NTR-20-GFCI-	34, 42	●
NTR-20-IG-OR-	34, 42	●

RadioRA ®	pg#	PKG
RA-BASIC-	152	●
RA-CARVISOR-	152	●
RA-CONDO-	154	●
RA-LANDSCAPE-	152	●
RA-LUXCONDO-	154	●
RA-MILLENNIUM-WH	152	●
RA-SECURITY-	153	●
RA-VACATION-	153	●
RA-3500SF-	154	●
RA-4000SF-	155	●
RA-5000SF-	155	●

RadioRA ®	pg#	PKG
RA-1000L-	163	●
RA-1000LM-	163	●
RA-300TL-WH	166	●
RA-423LM	180	●

RadioRA Cont.	pg#	PKG
RA-600L-	163	●
RA-600LM-	163	●
RA-83LM	180	●
RA-AD-	165	●
RA-AS-	165	●
RA-DZS-200A/24	181	●
RA-GRXI-WH	167	●
RA-IR	182	●
RA-IR-KIT	182	●
RA-RC-3	181	●
RA-REP-WH	177	●
RA-RS232	182	●
RA-SCI	180	●
RALV-1000L-	163	●
RALV-1000LM-	163	●
RALV-300TL-WH	166	●
RALV-600L-	163	●
RALV-600LM-	163	●
RAMC-10C-WH	174	●
RAMC-10T-	173	●
RAMC-10T-RL	173	●
RAMC-10W-	175	●
RAMC-10W-RL	175	●
RAMC-15T-	173	●
RAMC-15T-RL	173	●
RAMC-15W-	175	●
RAMC-15W-RL	175	●
RAMC-5T-	173	●
RAMC-5T-RL	173	●
RAMC-5W-	175	●
RAMC-5W-RL	175	●
RAN-600LM-	163, 164	●
RAS-8L-	165	●
RAS-8LM-	165	●

Rotary	pg#	PKG
D-600P-	94	◆ ■
D-600R-	94	◆ ■
D-603P-	94	◆ ■
DNG-600P-	94	◆ ■
DNG-603P-	94	◆ ■
FD-12-IV	94	●
FS-5E-	95	●
FS-5F-	95	◆ ■
FSQ-2F-	95	◆ ■
RK-	95	○
280-324-01	95	●
280-324-06	95	●

Skylark ®	pg#	PKG
S-1000-	66	◆ ▲
S-103P-	66	◆ ▲
S-103PNL-	66	●
S-10P-	66	◆ ■
S-10PNL-	66	●
S-600-	66	◆ ■
S-600P-	66	◆ ■
S-600PNL-	66	◆
S-603P-	66	◆ ■
S-603PNL-	66	◆
SELV-300P-	66	● ▲

Skylark Cont.	pg#	PKG
SELV-303P-	66	● ▲
SF-103P-	67	● ▲
SF-10P-	67	● ▲
SF-12P-277-	67	●
SF-12P-277-3-	67	●
SFS-5E-	69	◆ ■
SFSQ-F-	68	◆ ■
SFSQ-LF-	68	◆ ■
SFTU-5A3P-	67	●
SK-IV	69	○
SK-WH	69	○
SLV-600P-	66	◆ ■
SLV-603P-	66	◆ ■
S2-L-	66	◆ ▲
S2-LF-	69	◆ ▲
S2-LFSQ-	68	◆ ■

Spacer ®	pg#	PKG
AD-	55	● ▲
SP-1000-	54	● ▲
SP-1000M-	54	● ▲
SP-600-	54	● ▲
SP-600-HTH-	54	○ ▼
SP-600M-	54	● ▲
SP-HT-WH	55	●
SPLV-600-	54	● ▲
SPLV-600M-	54	● ▲
SP-603-HTH-	54	○ ▼

Spacer System ™	pg#	PKG
RCTH-GR	145	●
SPS-1000-	142	●
SPS-1000M-	142	●
SPS-300LD-RP	144	●
SPS-4IT-RP	145	●
SPS-5WC-	144	●
SPS-600-	142	●
SPS-600M-	142	●
SPS-AD-	143	●
SPS-AD-277-	143	●
SPS-AS-	144	●

Spacer System Cont.	pg#	PKG
SPS-AS-277-	144	●
SPS-FSIT-RP	145	●
SPSELV-600-	142	●
SPSELV-600M-	142	●
SPSF-6A-	143	●
SPSF-6A-277-	143	●
SPSF-6AM-	143	●
SPSF-6AM-277-	143	●
SPSF-S6A-	144	●
SPSF-S6A-277-	144	●
SPSF-S6AM-	144	●
SPSF-S6AM-277-	144	●
SPSFTU-5A-	142	●
SPSLV-600-	142	●
SPSLV-600M-	142	●

Tu-Wire ®	pg#	PKG
2W-T418-120-2	195	●
2W-T426-120-2	195	●
2W-T432-120-1	195	●
2W-T432-120-2	195	●
2W-T832-120-1	195	●
2W-T832-120-2	195	●

Vareo ®	pg#	PKG
V-1000-	32	●
V-600-	32	●
VETN-1000-	33	●
VETS-1000-	33	●
VETS-1000-SL-	33	●
VETS-A-SL-	33	●
VETS-R-	33	●
VF-10-	32	●

VWP Wallplates	pg#	PKG
VWP-2-	46	●
VWP-2CR-	46	●
VWP-2R-	46	●
VWP-2RC-	46	●
VWP-3-	46	●
VWP-4-	46	●

Key to Packaging (Pkg.)

Standard Packaging*	French Canadian Packaging*
● Box	▲ Box
○ Clamshell	▼ Clamshell
◆ Box & Clamshell	■ Box & Clamshell

* Consult Lutron representative or Customer Service to ensure product color desired is offered in package desired.

Packaging—How To Order Examples

- Box: AY-600P-**WH** (Add color suffix)
- Clamshell: AY-600PH-**WH** (Add H-, color suffix)
- ▲ Box: AY-600P-**WH-CSA** (Add color suffix, -CSA)
- ▼ Clamshell: AY-600PH-**WH-CSA** (Add H-, color suffix, -CSA)

Lutron products are UL, CSA, and NOM listed as noted on the ordering pages.