

Description Maximum Capacity* Model #

Important Information

Diva Duo™ Packages

WALLPLATES INCLUDED



Incandescent

NEW


Diva Duo Preset Dimmer with Wallplate Package

Single Pole	600W	DVW-600PH- <input type="checkbox"/>
3-Way**	600W	DVW-603PH- <input type="checkbox"/>

Package Includes:

- (1) Preset Dimmer with Nightlight
- (1) Claro® Single-gang Wallplate

Package Above: The nightlight is visible best on the lighter colors.



Dimmers




Incandescent

Preset Dimmers with Nightlight

Single Pole	600W	DV-600P- <input type="checkbox"/>
Single Pole	1000W	DV-10P- <input type="checkbox"/>
3-Way**	600W	DV-603P- <input type="checkbox"/>
3-Way**	1000W	DV-103P- <input type="checkbox"/>

Products Above: The nightlight is visible best on the lighter colors.




Electronic Low Voltage

Preset Dimmers with Nightlight

Single Pole	300W	DVELV-300P- <input type="checkbox"/>
3-Way**	300W	DVELV-303P- <input type="checkbox"/>

Products Above: Requires neutral wire connection. The nightlight is visible best on the lighter colors.




Magnetic Low Voltage

Preset Dimmers with Nightlight

Single Pole	600VA (450W)	DVLV-600P- <input type="checkbox"/>
Single Pole	1000VA (800W)	DVLV-10P- <input type="checkbox"/>
3-Way**	600VA (450W)	DVLV-603P- <input type="checkbox"/>
3-Way**	1000VA (800W)	DVLV-103P- <input type="checkbox"/>

Products Above: The nightlight is visible best on the lighter colors. Wattage indicates maximum lamp load (see pg.210, #11).



Colors/Finishes

Add color/finish suffix to model #
Example: **DVW-600PH-WH**

Gloss ships in 48 hrs.

WH White

IV Ivory

AL Almond

LA Light Almond

NEW

GR Gray

BR Brown

BL Black

Gloss colors meet NEMA color standards where standards exist

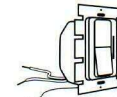
Wallplates & Accessories



Claro wallplates sold separately, pg.70.

Matching Claro switches, receptacles, phone and cable jacks, pg.70.

Dimmer Includes



Control

*Maximum Capacities

For capacities in multigang installations, see ganging and derating information, pg.207.

**3- and 4-Way Switching

Use with Claro switches (CA-3PSH- or CA-4PSH-), pg.73, or other mechanical switches.

Single-Gang Wallplate Dimensions

W: 2.94" (75mm)

H: 4.69" (119mm)

D: 0.30" (7.6mm)

Packaging Options

Box and clamshell options, pg.238.

Controls are 120V
60Hz unless noted.

Global Ordering
see pg.215

For More Information:

www.lutron.com/diva

Fax-on-Demand 1•800•523•9466

DIVA®

The Designer Dimmer that Matches Your Paddle-Switches



Shown actual size: Diva preset dimmer in almond (AL);
Claro® wallplate sold separately, pg.70

Product Family Features

- Large paddle switch with a captive linear-slide dimmer for a standard designer wallplate opening
- Full family of products for most lighting sources
- Dimmers feature built-in soft-glow nightlight
- Uses standard single-pole and 3-way wiring for easy installation in any home
- For more Diva choices, see the new **NEW** Diva® Satin Colors™ product line, pg.74-79

Specification Features

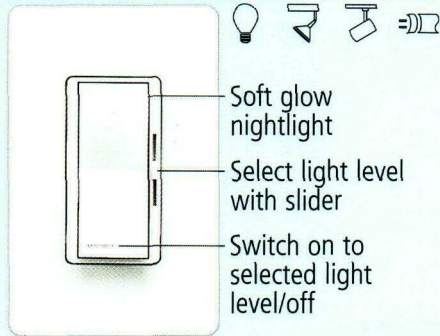
- Square Law Dimming
- Mechanical air-gap switch to disconnect load power
- Power-failure memory
- RFI suppression
- Captive linear slider
- Electrostatic discharge tested
- Precise color matching across all controls

Designer Gloss Colors/Finishes (See Color/Finish Guide, pgs.18-19)




www.lutron.com/diva
See Diva in all colors/finishes

Preset Dimmers with Nightlight

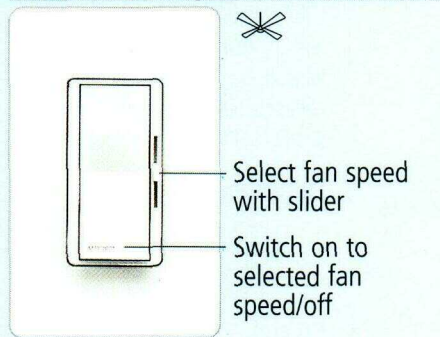


Diva Duo™ Preset Dimmer with Wallplate








Package includes:
 (1) Preset dimmer with nightlight
 (1) Claro® single-gang wallplate

Preset Fan-Speed Controls



Key to Models Available

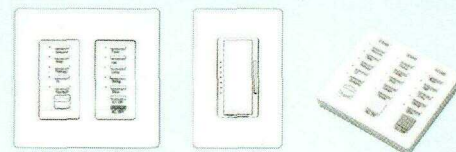
-  Incandescent
-  Electronic Low Voltage
-  Magnetic Low Voltage
-  Fluorescent
-  Quiet 3-Speed

For a coordinated look, use Claro accessories and wallplates, pg.70



Switches, Receptacles, GFCI Receptacles, Telephone Jacks, Cable TV Jacks, and 1- to 6-Gang Wallplates Available

For a coordinated look in a whole-house system, use RadioRA® wireless home lighting controls, pg.146



RadioRA Wall-Mounted and Tabletop Master Controls, Dimmers, Switches, and Lamp Dimmers Available

Model Number Index

With a Key to Packaging

NovaT ®	pg#	PKG
NT-1000-	38	●
NT-1003P-	38	●
NT-1500-	38	●
NT-1503P-	38	●
NT-1PS-	41	●
NT-2000-	38	●
NT-3PS-	41	●
NT-4PS-	41	●
NT-600-	38	●
NT-603P-	38	●
NT-CJ-	35, 43	●
NT-PJ-	35, 43	●
NT-PJ8CJ-	35, 43	●
NT-PJ8X2-	35, 43	●
NT-PJ8X3-	35, 43	●
NTA-2-	38	●
NTB-1000-	38	●
NTB-600-	38	●
NTELV-300-	39	●
NTELV-600-	39	●
NTF-10-	40	●
NTF-10-277-	40	●
NTF-103P-	40	●
NTF-103P-277-	40	●
NTFS-12E-	34, 41	●
NTFS-6E-	34, 41	●
NTFSQ-	34, 41	●
NTFTU-5A-	40	●
NTFTV-	40	●
NTLV-1000-	39	●
NTLV-1003P-	39	●
NTLV-1500-	39	●
NTLV-1503P-	39	●
NTLV-600-	39	●
NTLV-603P-	39	●
NTR-15-	34, 42	●
NTR-15-GFCI-	34, 42	●
NTR-15-IG-OR-	34, 42	●
NTR-20-	34, 42	●
NTR-20-GFCI-	34, 42	●
NTR-20-IG-OR-	34, 42	●

RadioRA ®	pg#	PKG
RA-BASIC-	152	●
RA-CARVISOR-	152	●
RA-CONDO-	154	●
RA-LANDSCAPE-	152	●
RA-LUXCONDO-	154	●
RA-MILLENNIUM-WH	152	●
RA-SECURITY-	153	●
RA-VACATION-	153	●
RA-3500SF-	154	●
RA-4000SF-	155	●
RA-5000SF-	155	●

RadioRA ®	pg#	PKG
RA-1000L-	163	●
RA-1000LM-	163	●
RA-300TL-WH	166	●
RA-423LM	180	●

RadioRA Cont.	pg#	PKG
RA-600L-	163	●
RA-600LM-	163	●
RA-83LM	180	●
RA-AD-	165	●
RA-AS-	165	●
RA-DZS-200A/24	181	●
RA-GRXI-WH	167	●
RA-IR	182	●
RA-IR-KIT	182	●
RA-RC-3	181	●
RA-REP-WH	177	●
RA-RS232	182	●
RA-SCI	180	●
RALV-1000L-	163	●
RALV-1000LM-	163	●
RALV-300TL-WH	166	●
RALV-600L-	163	●
RALV-600LM-	163	●
RAMC-10C-WH	174	●
RAMC-10T-	173	●
RAMC-10T-RL	173	●
RAMC-10W-	175	●
RAMC-10W-RL	175	●
RAMC-15T-	173	●
RAMC-15T-RL	173	●
RAMC-15W-	175	●
RAMC-15W-RL	175	●
RAMC-5T-	173	●
RAMC-5T-RL	173	●
RAMC-5W-	175	●
RAMC-5W-RL	175	●
RAN-600LM-	163, 164	●
RAS-8L-	165	●
RAS-8LM-	165	●

Rotary	pg#	PKG
D-600P-	94	◆ ■
D-600R-	94	◆ ■
D-603P-	94	◆ ■
DNG-600P-	94	◆ ■
DNG-603P-	94	◆ ■
FD-12-IV	94	●
FS-5E-	95	●
FS-5F-	95	◆ ■
FSQ-2F-	95	◆ ■
RK-	95	○
280-324-01	95	●
280-324-06	95	●

Skylark ®	pg#	PKG
S-1000-	66	◆ ▲
S-103P-	66	◆ ▲
S-103PNL-	66	●
S-10P-	66	◆ ■
S-10PNL-	66	●
S-600-	66	◆ ■
S-600P-	66	◆ ■
S-600PNL-	66	◆ ■
S-603P-	66	◆ ■
S-603PNL-	66	◆ ■
SELV-300P-	66	● ▲

Skylark Cont.	pg#	PKG
SELV-303P-	66	● ▲
SF-103P-	67	● ▲
SF-10P-	67	● ▲
SF-12P-277-	67	●
SF-12P-277-3-	67	●
SFS-5E-	69	◆ ■
SFSQ-F-	68	◆ ■
SFSQ-LF-	68	◆ ■
SFTU-5A3P-	67	●
SK-IV	69	○
SK-WH	69	○
SLV-600P-	66	◆ ■
SLV-603P-	66	◆ ■
S2-L-	66	◆ ▲
S2-LF-	69	◆ ▲
S2-LFSQ-	68	◆ ■

Spacer ®	pg#	PKG
AD-	55	● ▲
SP-1000-	54	● ▲
SP-1000M-	54	● ▲
SP-600-	54	● ▲
SP-600-HTH-	54	○ ▼
SP-600M-	54	● ▲
SP-HT-WH	55	●
SPLV-600-	54	● ▲
SPLV-600M-	54	● ▲
SP-603-HTH-	54	○ ▼

Spacer System ™	pg#	PKG
RCTH-GR	145	●
SPS-1000-	142	●
SPS-1000M-	142	●
SPS-300LD-RP	144	●
SPS-4IT-RP	145	●
SPS-5WC-	144	●
SPS-600-	142	●
SPS-600M-	142	●
SPS-AD-	143	●
SPS-AD-277-	143	●
SPS-AS-	144	●

Spacer System Cont.	PKG
SPS-AS-277-	144 ●
SPS-FSIT-RP	145 ●
SPSELV-600-	142 ●
SPSELV-600M-	142 ●
SPSF-6A-	143 ●
SPSF-6A-277-	143 ●
SPSF-6AM-	143 ●
SPSF-6AM-277-	143 ●
SPSF-S6A-	144 ●
SPSF-S6A-277-	144 ●
SPSF-S6AM-	144 ●
SPSF-S6AM-277-	144 ●
SPSFU-5A-	142 ●
SPSLV-600-	142 ●
SPSLV-600M-	142 ●

Tu-Wire ®	pg#	PKG
2W-T418-120-2	195	●
2W-T426-120-2	195	●
2W-T432-120-1	195	●
2W-T432-120-2	195	●
2W-T832-120-1	195	●
2W-T832-120-2	195	●

Vareo ®	pg#	PKG
V-1000-	32	●
V-600-	32	●
VETN-1000-	33	●
VETS-1000-	33	●
VETS-1000-SL-	33	●
VETS-A-SL-	33	●
VETS-R-	33	●
VF-10-	32	●

WVP Wallplates	pg#	PKG
WVP-2-	46	●
WVP-2CR-	46	●
WVP-2R-	46	●
WVP-2RC-	46	●
WVP-3-	46	●
WVP-4-	46	●

Key to Packaging (Pkg.)

Standard Packaging*	French Canadian Packaging*
● Box	▲ Box
○ Clamshell	▼ Clamshell
◆ Box & Clamshell	■ Box & Clamshell

* Consult Lutron representative or Customer Service to ensure product color desired is offered in package desired.

Packaging—How To Order Examples

- Box: AY-600P-**WH** (Add color suffix)
- Clamshell: AY-600PH-**WH** (Add H-, color suffix)
- ▲ Box: AY-600P-**WH-CSA** (Add color suffix, -CSA)
- ▼ Clamshell: AY-600PH-**WH-CSA** (Add H-, color suffix, -CSA)

Lutron products are UL, CSA, and NOM listed as noted on the ordering pages.