

AHAC-P – MicroSet PIR low/line voltage ceiling sensor

Project Name:	Prepared By:
Project Number:	Date:
Catalog Number:	Type:



Description

The MicroSet passive infrared occupancy sensing ceiling sensor is a motion sensing lighting control that is used for energy savings and convenience. The line voltage sensor is available in both single & dual load control.

Design features

- MicroSet self-adjusting time delay and sensitivity
- Units available for control of single or two separate loads
- Products tested to NEMA WD 7 - 2011 Occupancy Motion Sensors Standard
- Built-in light level sensor (Line voltage only)
- Selectable walk through mode (Low voltage only)
- Dual relay control (Low voltage only)

Table 1. MicroSet PIR - low voltage ceiling sensor

Catalog no.	Coverage	Field of view	Features
<input type="checkbox"/> AHAC-P-0500	500 sq. ft.	360°	—
<input type="checkbox"/> AHAC-P-1500	1500 sq. ft.	360°	—
<input type="checkbox"/> AHAC-STEM	—	—	—

Table 2. MicroSet PIR - line voltage ceiling sensor

Catalog no.	Coverage	Field of view	Features
<input type="checkbox"/> AHAC-P-0500-MV	500 sq. ft.	360°	With daylight sensor
<input type="checkbox"/> AHAC-P-0500-DMV	500 sq. ft.	360°	Dual relay with daylight sensor
<input type="checkbox"/> AHAC-P-1500-MV	1500 sq. ft.	360°	With daylight sensor
<input type="checkbox"/> AHAC-P-1500-DMV	1500 sq. ft.	360°	Dual relay with daylight sensor
<input type="checkbox"/> AHAC-STEM	—	—	—

Compliances, specifications and availability are subject to change without notice.



Powering Business Worldwide

Project Name:	Prepared By:
Project Number:	Date:
Catalog Number:	Type:

Applications

The sensor is designed to detect motion from a heat-emitting source (such as a person entering a room) within its field-of-view and automatically switch lights ON. These sensors have multi-segmented lenses. For units to sense motion, the person must cross between two segments. The distance between segments increases the farther you are from the sensor, so motion has to be larger the farther you are from the unit. PIR sensors are considered line-of-sight sensors, meaning that the sensor must be able to have a direct line-of-sight to the person making the motion. The sensor includes self-adaptive technology that continuously self-adjusts sensitivity and time delay in real-time, maximizing the potential energy savings that are available in the particular application. The MicroSet passive infrared line voltage, and some low voltage, ceiling sensor have an ambient light level sensor. When enabled, the daylighting feature prevents lights from turning ON when the room is adequately illuminated by natural light.

Table 3. Specifications


Catalog no.	AHAC-P - low voltage series
Technology	Passive Infrared (PIR)
Power Requirements	Input 10-30 VDC from Greengate Switchpack or Greengate system Maximum current needed is 25mA per sensor Output Open collector output to switch up to ten Isolated Form C Relay Ratings: 1A 30 VDC/V/AC
Time Delays	Self-adjustable, 15 seconds/test (10 minutes Auto), or Selectable 5, 15, 30 minutes
Coverage	500 & 1,500 sq. ft.
Light Level Sensing	0 to 300 foot-candles
Operating Environment	Temperature: 32°F - 104°F (0°C - 40°C) Relative humidity: 20% to 90%, non-condensing (For indoor use only)
Housing	Durable, injection molded housing. Polycarbonate resin complies with UL 94V-0
Size	1.42"H x 4.5"W (36.068mm x 114.3mm)
Mounting	Mounts directly to ceiling tile, to a 4" square box and round mud ring or to 4" octagon box
LED Indicators	Red LED for PIR detection
Standards	FCC Compliant cULus Listed RoHS Compliant  RoHS

Table 4. Specifications


Catalog no.	AHAC-P - line voltage series
Technology	Passive Infrared (PIR)
Power Requirements	120 to 347 V/AC, 50/60 Hz - Neutral Required 120 V/AC Incandescent/Tungsten - 0 to 800W, 50/60 Hz Fluorescent/Ballast - 0 to 1200W, 50/60 Hz Motor Load: ¼ HP @ 125 V/AC 230 V/AC Fluorescent/Ballast - 0 to 1200W, 50/60 Hz 277 V/AC Fluorescent/Ballast - 0 to 2700W, 50/60 Hz 347 V/AC Fluorescent/Ballast - 0 to 1500W, 50/60 Hz
Time Delays	Self-adjustable, 15 seconds/test (10 minutes Auto), or Selectable 5, 15, 30 minutes
Coverage	500 & 1,500 sq. ft.
Light Level Sensing	0 to 300 foot-candles
Operating Environment	Temperature: 32°F - 104°F (0°C - 40°C) Relative humidity: 20% to 90%, non-condensing (For indoor use only)
Housing	Durable, injection molded housing. Polycarbonate resin complies with UL 94V-0
Size	1.42"H x 4.5"W (36.068mm x 114.3mm)
Mounting	Mounts directly to ceiling tile, to a 4" square box and round mud ring or to 4" octagon box
LED Indicators	Red LED for PIR detection
Standards	FCC Compliant cULus Listed RoHS Compliant  RoHS

Table 5. Color information

W (White)

W
White

Project Name:	Prepared By:
Project Number:	Date:
Catalog Number:	Type:

Wiring diagrams

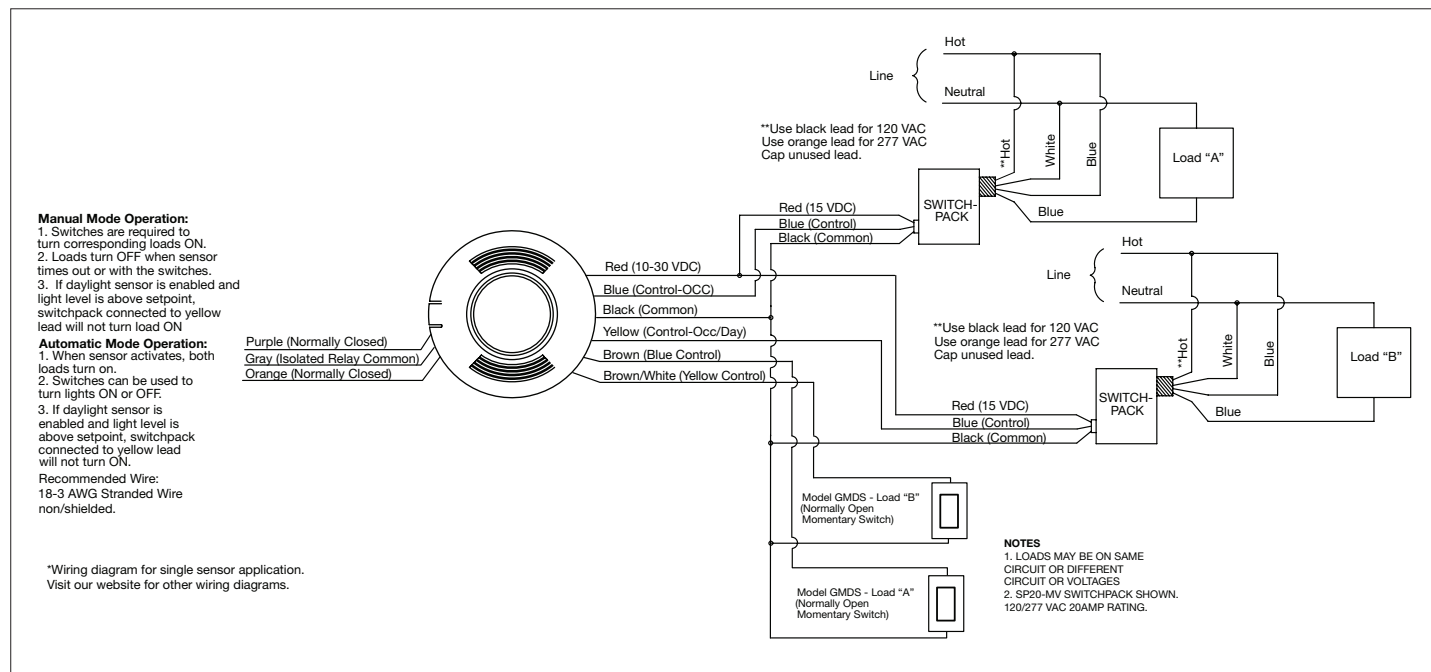


Figure 1. AHAC-P-1500 Model

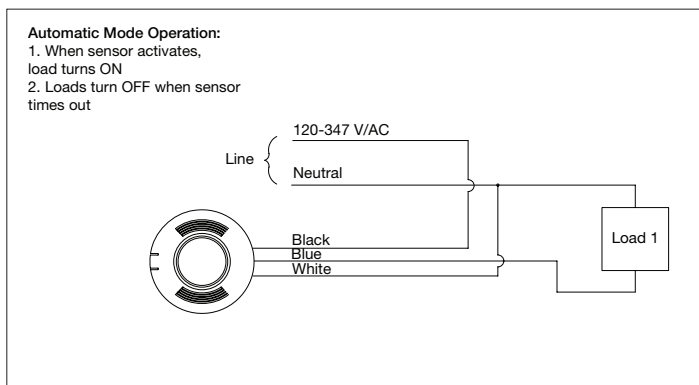


Figure 2. Single relay - line voltage series

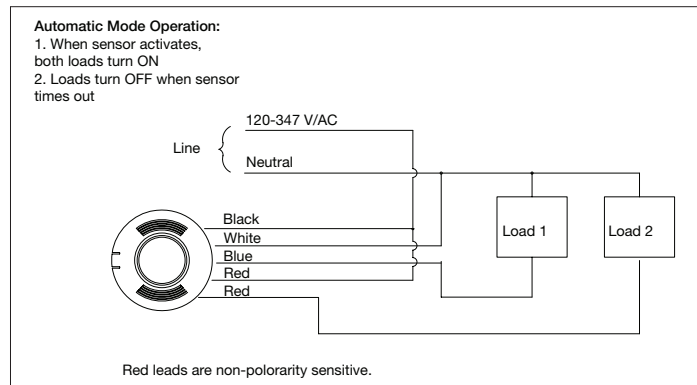


Figure 3. Dual relay - line voltage series