

AHAC-U – MicroSet ultrasonic low voltage ceiling sensor

Project Name:	Prepared By:
Project Number:	Date:
Catalog Number:	Type:

Ceiling sensor description

The MicroSet ultrasonic low voltage occupancy sensing ceiling sensor is a motion lighting control that is used for energy savings and convenience.

Design features

- MicroSet self-adjusting time delay and sensitivity
- Optional built-in light level sensor
- Optional BAS/HVAC isolated relay
- Products tested to NEMA WD 7 - 2011 Occupancy Motion Sensors Standard
- Selectable walk-through mode
- Dual relay control



AHAC-U



AHSP20-MV

Table 1. MicroSet ultrasonic low voltage ceiling sensor

Catalog no.	Coverage	Field of view	Frequency	Features
<input type="checkbox"/> AHAC-U-2000	2000 sq. ft. (56 ft x 16 ft corridor)	Two way (360°)	32 kHz	Dual relay with daylight sensor
<input type="checkbox"/> AHAC-U-1000	1000 sq. ft.	Two way (360°)	32 kHz	—
<input type="checkbox"/> AHAC-U-0501	500 sq. ft.	One way (180°)	40 kHz	—
<input type="checkbox"/> AHAC-STEM	—	—	—	—

Table 2. Heavy duty switchpack

Catalog no.	Description	Features
<input type="checkbox"/> AHSP20-MV*	Heavy duty switchpack	Capable of switching up to 20A

*For more information about switchpack visit our website at www.eaton.com/wiringdevices

Compliances, specifications and availability are subject to change without notice.

CWDAHACU2000.pdf



Powering Business Worldwide

Project Name:	Prepared By:
Project Number:	Date:
Catalog Number:	Type:

Applications

The ultrasonic sensor uses the Doppler principle. It produces a low intensity, inaudible sound and detects changes in sound waves caused by motion, such as walking into the room, reaching for a telephone, or turning in a chair. They are volumetric in nature and therefore not line-of-sight dependent. Since they fill the space with these sound waves, they are excellent in bathrooms with stalls, enclosed hallways, or other oddly shaped rooms. In addition, they are much more sensitive to smaller motions. The sensor includes self-adaptive technology that continuously self-adjusts sensitivity and time delay in real-time, maximizing the potential energy savings that are available in the particular application. In Automatic ON mode, the lights turn ON when a person enters the room.

Table 3. Specifications


Catalog no.	AHAC-U series
Technology	Ultrasonic (US)
Power Requirements	<p>Input 10-30 VDC from Greengate Switchpack or Greengate system Maximum current needed is 25mA per sensor</p> <p>Output Open collector output to switch up to ten Greengate Switchpacks Isolated Form C Relay Ratings: 1A 30 VDC/V/AC</p>
Time Delays	Self-adjustable, 15 seconds/test (10 minutes Auto), or Selectable 5, 15, 30 minutes, or Zero Time Delay
Coverage	500, 1000, and 2000 sq. ft. (56 ft x 16 ft. corridor)
Light Level Sensing (-R Models)	0 to 300 foot-candles
Operating Environment	<p>Temperature: 32°F - 104°F (0°C - 40°C) Relative humidity: 20% to 90%, non-condensing (For indoor use only)</p>
Housing	Durable, injection molded housing. Polycarbonate resin complies with UL 94V-0
Size	1.42"H x 4.5"W (36.068mm x 114.3mm)
Mounting	Mounts directly to ceiling tile, to a 4" square box and round mud ring or to 4" octagon box
LED Indicators	Green LED for Ultrasonic detection
Standards	FCC Compliant cULus Listed RoHS Compliant  RoHS

Table 4. Color information

W (White)

w

White

Project Name:	Prepared By:
Project Number:	Date:
Catalog Number:	Type:

Wiring diagrams

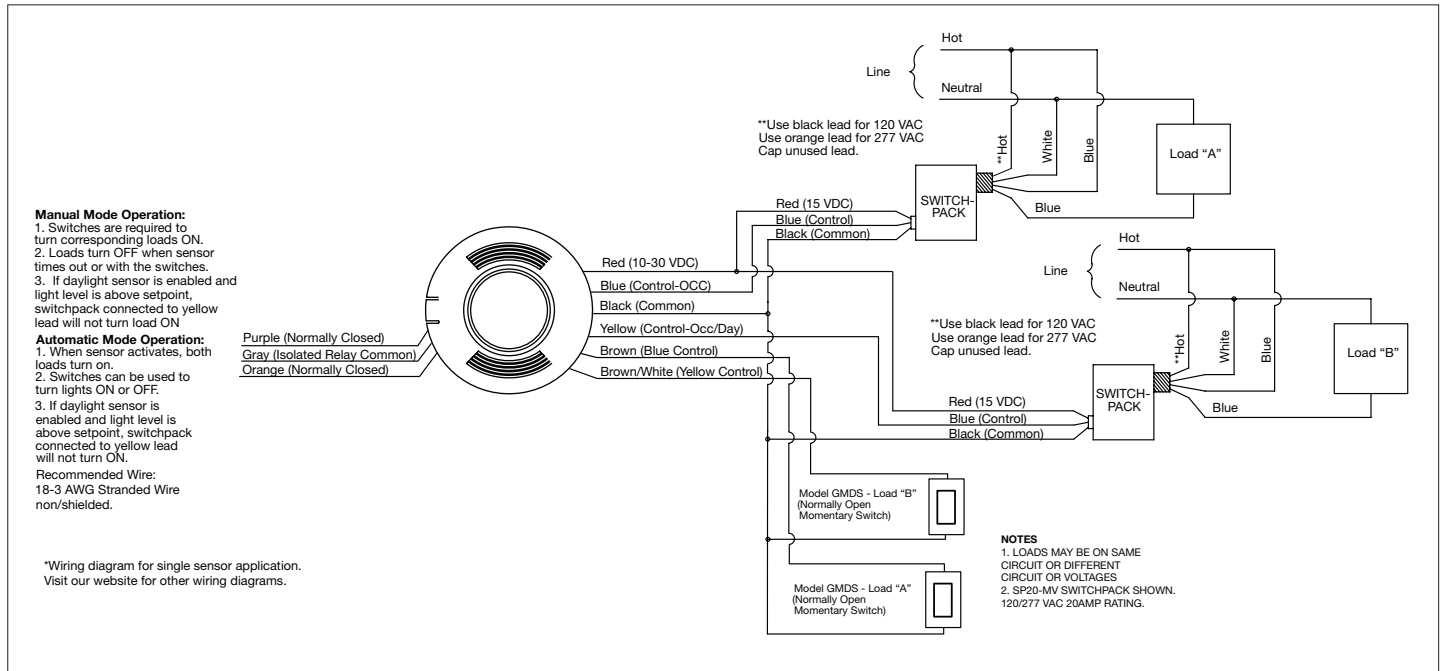
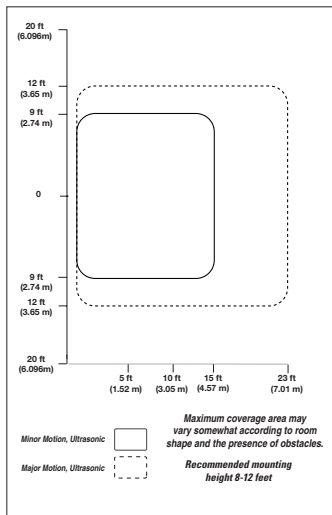
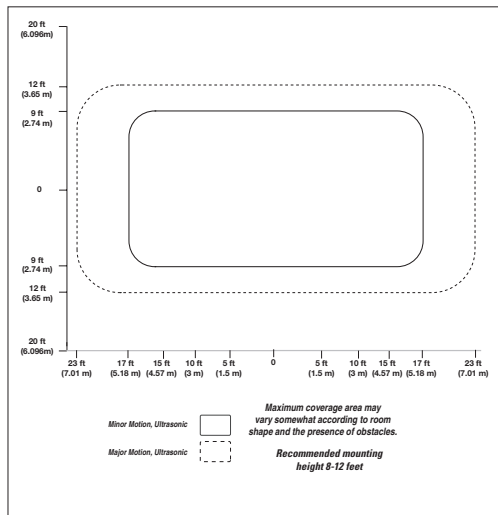


Figure 1. AHAC-U-2000, AHAC-U-1000, AHAC-U-0501 Models

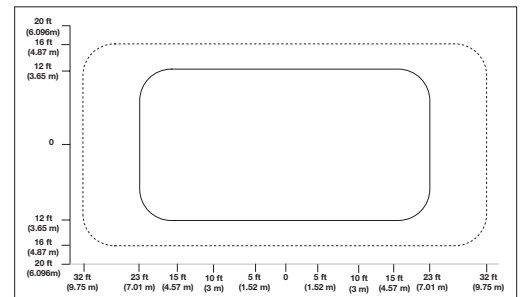
Coverage



AHAC-U-0501
500 sq. ft.



AHAC-U-1000
1000 sq. ft.



AHAC-U-2000
2000 sq. ft.

*When creating a sensor coverage layout in a cubicle space, best practice is the use of the minor motion coverage pattern as maximum coverage area. Results may vary based on cubicle height and ceiling height. (Cubicle wall height should not exceed 71 inches).