

AHAWC-P – Passive infrared wall/corner sensor

Project Name:	Prepared By:
Project Number:	Date:
Catalog Number:	Type:



Description

The passive infrared low voltage occupancy sensing wall/corner sensor is a motion sensing lighting control that is used for energy savings and convenience.

Design features

- Self-adjusting time delay and sensitivity
- Optional built-in light level sensor
- Optional BAS/HVAC isolated relay
- NEMA WD7 Guide robotic method utilized to verify coverage patterns
- Manual ON feature for use with 1 or 2 momentary switches controlling 1 or more switchpacks (GMD switch)
- Selectable walk-through mode

Table 1. Passive infrared wall/corner sensor

Catalog no.	Coverage	Field of view	Features
<input type="checkbox"/> AHAWC-P-120W	1200 sq. ft.	Wide Angle, 120°	—
<input type="checkbox"/> AHAWC-P-009L-H	90 linear ft.	180°	—

Compliances, specifications and availability are subject to change without notice.

Project Name:	Prepared By:
Project Number:	Date:
Catalog Number:	Type:

Applications

The sensor is designed to detect motion from a heat-emitting source (such as a person entering a room) within its field-of-view and automatically switch lights ON. These sensors have multi-segmented lenses. For units to sense motion, the person must cross between two segments. The distance between segments increases the farther you are from the sensor, so motion has to be larger the farther you are from the unit. PIR sensors are considered line-of sight sensors, meaning that the sensor must be able to have a direct line-of-sight to the person making the motion. The sensor includes self-adaptive technology that continuously self-adjusts sensitivity and time delay in real-time, maximizing the potential energy savings that are available in the particular application. In automatic ON mode, the lights turn ON when a person enters the room. In manual ON mode, the lights are turned ON by activating a momentary switch (model # GMDS-*) that is connected to the sensor.

Table 2. Specifications


Catalog no.	AHAWC-P series
Technology	Passive Infrared (PIR)
Power Requirements	Input 0-30 VDC from Greengate Switchpack or Greengate System Maximum current needed is 25 mA per sensor Output Open collector output to switch up to ten Greengate Switchpacks Isolated Form C Relay Ratings: 1A 30 VDC/V/AC
Time Delays	Self-Adjusting, 15 seconds/test, 5, 10, 15, 30 minutes
Light Level Sensing	0 to 300 foot-candles
Operating Environment	Temperature: 32°F - 104°F (0°C - 40°C) Relative humidity: 20% to 90%, non-condensing (For indoor use only)
Housing	Durable, injection molded housing. Polycarbonate resin complies with UL 94V-0
Size	4.4"H x 3.4"W x 2"D (112mm x 86.4mm x 50.8mm)
Mounting	Mounts directly to ceiling tile, to a 4" square box and round mud ring or to 4" octagon box
LED Indicators	Red LED for PIR detection
Standards	FCC Compliant cULus Listed RoHS Compliant  RoHS

Table 3. Color information

W (White)

w

White

Project Name:	Prepared By:
Project Number:	Date:
Catalog Number:	Type:

Wiring diagrams

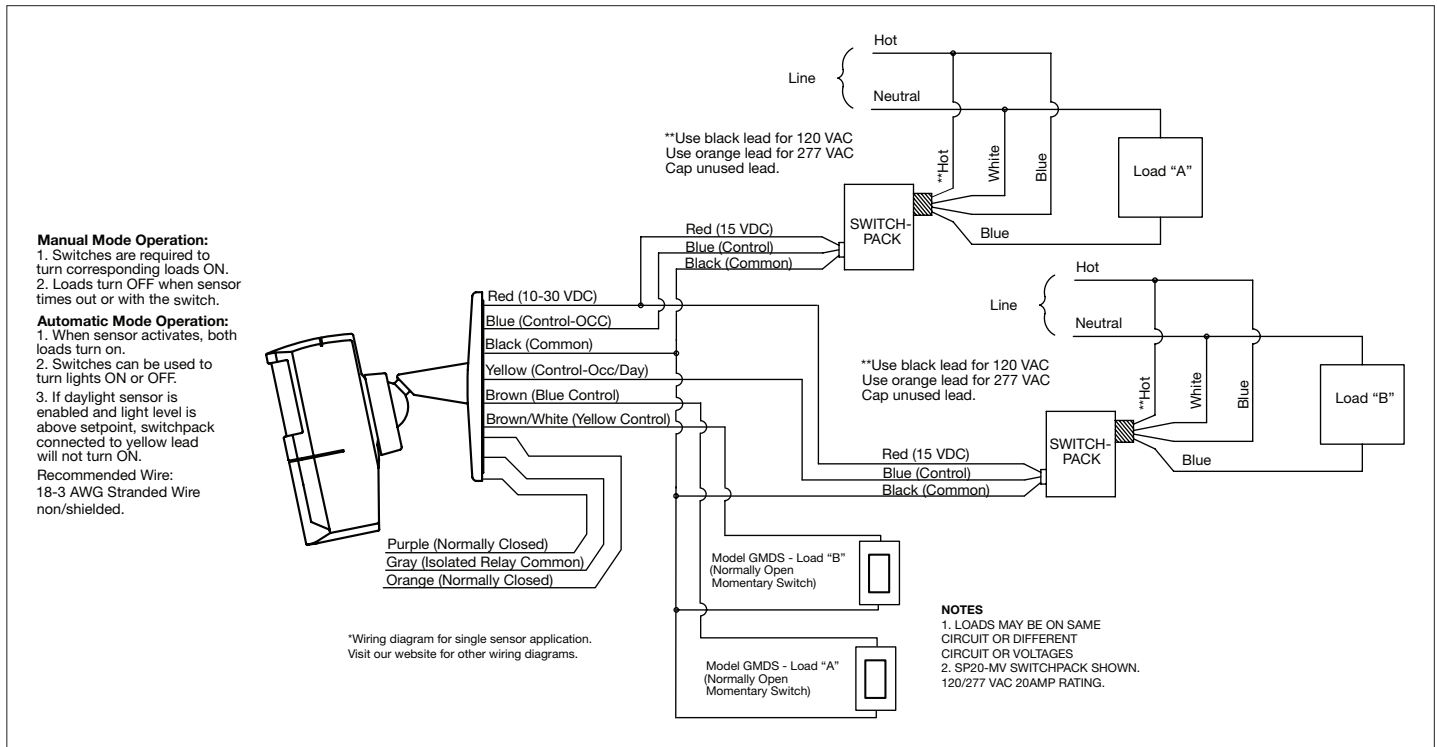
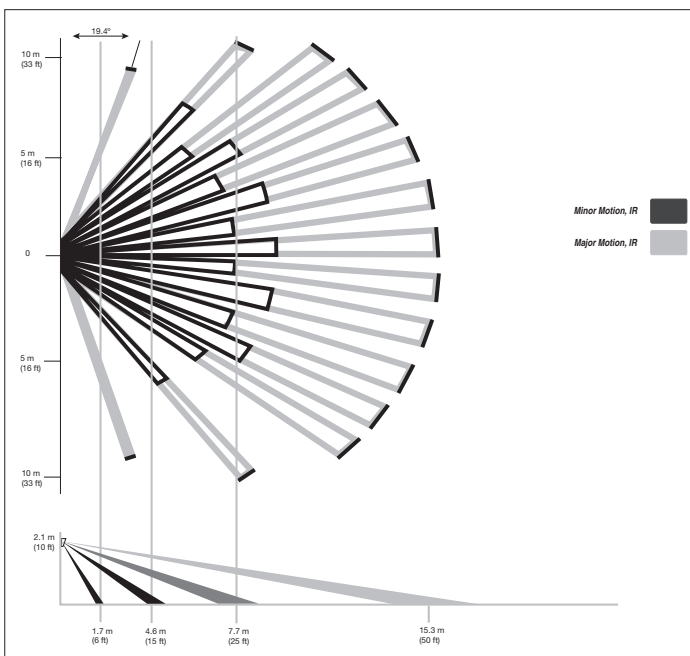
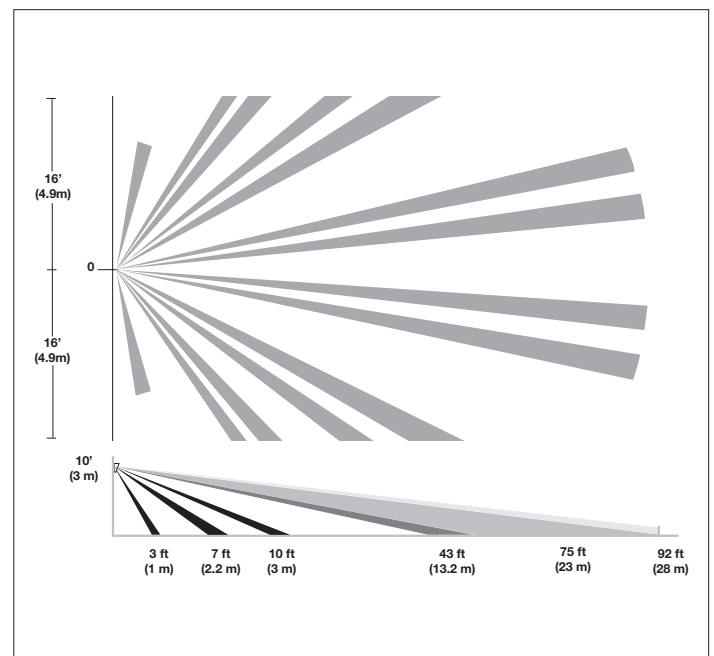


Figure 1. AHAWC-P-120W, AHAWC-P-009L-H Models

Coverage



1,200 sq. ft. coverage



90 linear ft. coverage