



2-582-T Quadra Wall Wash MR16



Careful lamp positioning above the glass spread lens optimizes uniformity. The Quadra Wall Wash has a strategically placed reflector and lens that optimizes uniform vertical illumination. It is ideal for wall washing or grazing applications.

FEATURES

- Utilizes MR16
- Ideal spacing 30" on center and 24" away from wall
- Die-cast aluminum fixture
- Powder coated trim ring finishes
- Trim clips designed for 5/8" ceiling thickness

DETAILS

Trim Class: 4"
Category: Recessed Downlight
Shape: Square
Adjustability: Wall Wash

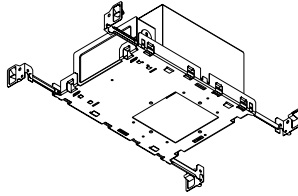


2-582-T-Quadra-Wall-Wash-MR16-Specs • Subject to change without notice • Rev 2017.07.06 • 1/4

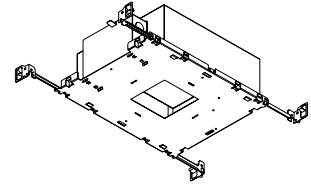
Compatible Housings

NON-INSULATED

2-025
Square Non-Insulated
L 10 1/2" [267mm]
W 7 3/4" [197mm]
H 3 1/2" [90mm]

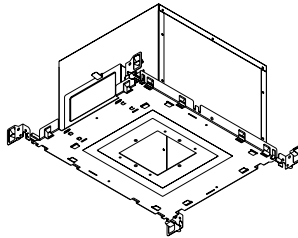


2-065
Square Non-Insulated
L 13 3/4" [349mm]
W 10 7/8" [276mm]
H 3 1/2" [90mm]

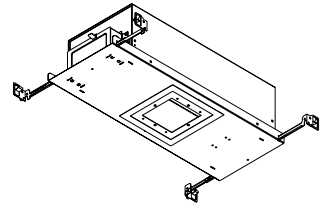


INSULATED

2-015
Square Insulated
L 13 3/4" [350mm]
W 10 7/8" [277mm]
H 7" [178mm]

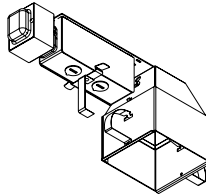


2-017
Square Insulated
L 22 1/2" [572mm]
W 8 1/2" [216mm]
H 5 7/8" [150mm]



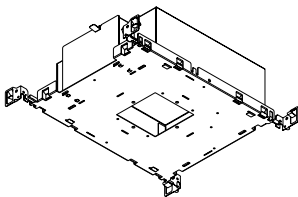
REMODEL

2-035
Square Remodel
L 14" [356mm]
W 4 1/2" [114mm]
H 5 1/8" [130mm]

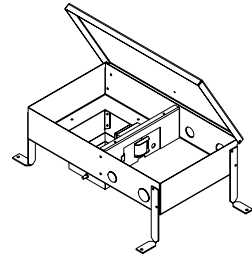


SPECIALIZED

2-065
Square Chicago Plenum
L 13 3/4" [350mm]
W 10 7/8" [277mm]
H 4 1/2" [115mm]



2-105
Square Concrete Housing
L 18" [457mm]
W 12" [305mm]
H 6" [152mm]



2-582-T

Quadra Wall Wash MR16

Project

Type

Notes

Product Code

1 2 3 4

1. Trim

2-582-T Quadra Wall Wash

2. Lamp

MR16 Halogen

3. Flange Finish

01 White

04 Black

05 Matte Silver

06 Bronze

11 Matte Nickel

CC Custom Color¹

4. Options

EXT Extension Clips (Maximum 2")

Notes

¹ **CC** custom color requires consultation with Lightheaded sales personnel.

2-582-T-Quadra-Wall-Wash-MR16-Specs • Subject to change without notice • Rev 2017.07.06 • 4/4
