



DRB Remodel Driver BRO



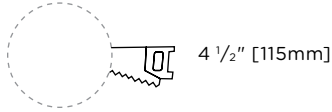
- Utilizes Bridgelux BRO LED
- Rated for non insulated ceilings only
- 18 Ga. galvanized steel junction box
- Junction box allows for easy wire entry
- Approved for branch circuit wiring
- Design allows for installation of very shallow plenums as low as 4 1/2"
- Thermal feedback protection
- Compatible with R4P housings



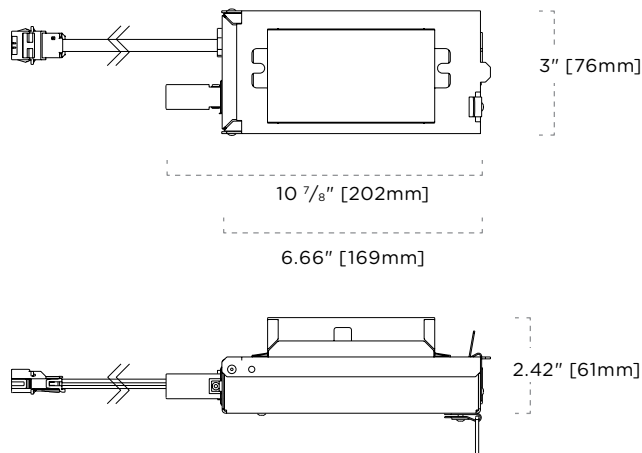
DRB-Specs • Subject to change without notice • Rev 2017.02.01 • 1/5

Housing Types

CEILING CUTOUT



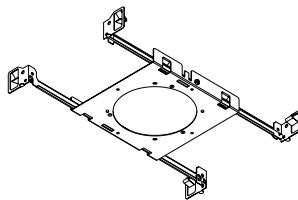
DIMENSIONS



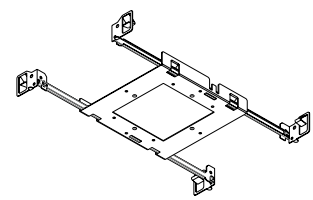
Compatible Housings

SPECIALIZED

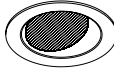













R4P-F-R
Round Remodel Pan
3, 5, 7 Series
L 6 1/2" [166mm]
W 6 3/8" [162mm]
H 1" [26mm]



R4P-F-S
Square Remodel Pan
3, 5, 7 Series
L 6 1/2" [166mm]
W 6 3/8" [162mm]
H 1" [26mm]



Compatible Trims

Trim	Trim Type	
	Trimmed	Trimless & Wood Trimless
2-112 Round Wall Wash		—
2-115 Aqua		
2-120 Aurora		
2-167 Starlite		
2-170 Conus		
2-175 Corona		—
2-180 Pinhole		
2-182 Flare Wall Wash		
2-197 Linover	