

RL474 LED

4" ROUND ADJUSTABLE SLIM LED



4" ROUND ADJUSTABLE SLIM LED

- ▶ **1" THICK LED FIXTURE WITH HIGHER BRIGHTNESS**
- ▶ **FOR NEW CONSTRUCTION – INSULATED AND DROPPED CEILINGS**

INPUT VOLT.	INPUT FREQ.	THD	POWER FACTOR	INPUT POWER	LUMENS
120	60Hz	<20%	>0.95	12W(+/-5%)	550L
277-347 (Non-dimmable)	60Hz	<20%	>0.95	12W(+/-5%)	550L

FEATURES

Adjustable 4" fixtures with integral LEDs. Isolated external driver factory installed inside junction box. One driver for every fixture required. PF>0.95. Maximum number of fixtures per standard 150W LED dimmer: 12

- ▶ Dimmable
- ▶ Energy Star Certified
- ▶ Type IC rated - Approved for direct contact with insulation
- ▶ Air-tight and damp location approved
- ▶ Fast and easy to install in limited space locations
- ▶ External driver factory mounted inside connection box - 120V or 277V-347V
- ▶ New construction rough-in plates and jumper cables available
- ▶ Available temperatures (3000K, 3500K and 4000K)
- ▶ 50,000 hours life; 5 year warranty

TECHNICAL SPECIFICATIONS

- ▶ **WATTAGES:** 12W
- ▶ **OUTPUT:** Default Driver Voltage: 120V AC 60 Hz (Dimmable)
Optional Driver Voltage: 277V-347V AC 60 Hz (Non-Dimmable)
- ▶ **OPTICS:** 40° beam angle, 30° tilt and 360° rotation
- ▶ **CRI:** 90+
- ▶ **AMBIENT TEMPERATURE:** -40°F (-40°C) to +104°F (+40°C)


ACCESSORIES



RL-ACC-SLIM-1-10F
10-ft long extension



RL-ACC-SLIM-1-20F
20-ft long extension



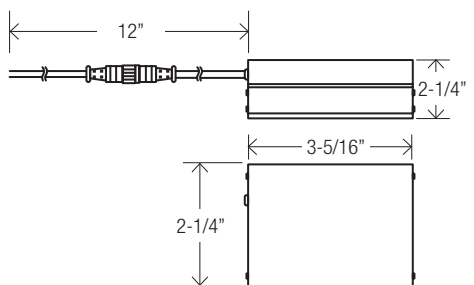
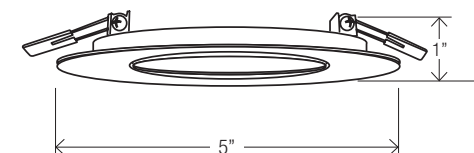
RL-ACC-SLIM-4-ROUGHPLATE

EXAMPLE: **RL474-550L-DIMTR-120-30K-90-WH**

TYPE	LUMEN	CCT	CRI	FINISH	ACCESSORIES
RL474	<input type="checkbox"/> 550L-DIMTR-120 <input type="checkbox"/> 550L-277-347 (Non-Dimmable)	<input type="checkbox"/> 30K <input type="checkbox"/> 35K <input type="checkbox"/> 40K	90+	<input type="checkbox"/> WH (White) <input type="checkbox"/> BK (Black) <input type="checkbox"/> SN (Satin Nickel)	<input type="checkbox"/> RL-ACC-SLIM-1-10F <input type="checkbox"/> RL-ACC-SLIM-1-20F <input type="checkbox"/> RL-ACC-SLIM-4-Roughplate



DIMENSION



INSTALLATION

- Cut hole in ceiling and snap fixture in opening with attached spring clips. Space in ceiling needed for the driver to fit through the ceiling hole - 2".

LED
4"

4 INCH LED RETROFIT MODULE