

CX Lighting Control Panels - 4 and 8 Relays

CX COMMERCIAL LIGHTING CONTROL PANELS



CX Commercial
Lighting Control
Panels



PROJECT INFORMATION

Project Name _____

Catalog No. _____


Date _____

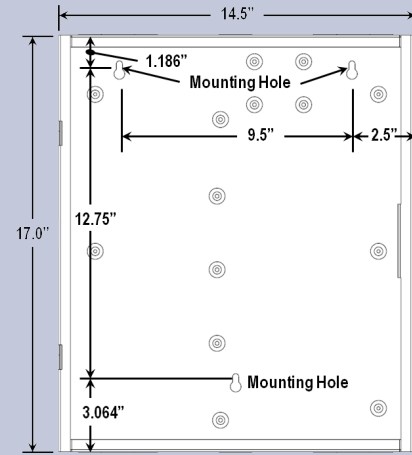
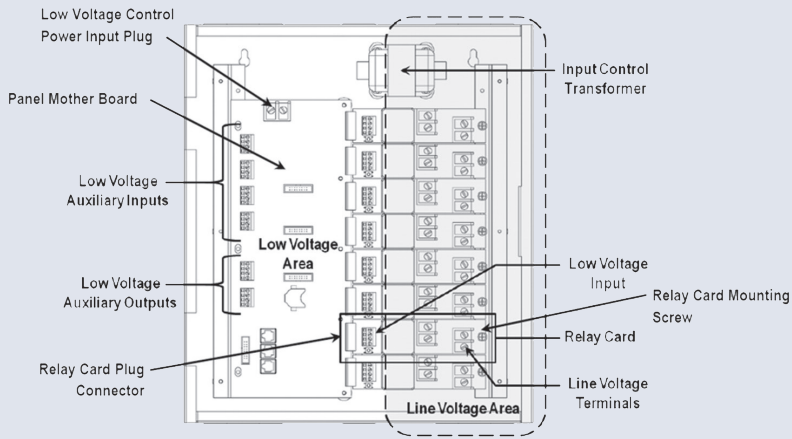
The Hubbell Building Automation CX Commercial Lighting Control Panels provide feature-rich and cost-effective lighting control for maximum energy savings. The LCD User interface is located in the door and utilized simple and intuitive scrolling menus to program, check status or update the panel. The easy-to-use Pre-Programmed Scenarios Menu makes project commissioning simple and fast.

The CX Panels can save up to 50% in labor and materials when used in place of conventional time clock and contactor combinations. The use of the astronomical clock instead of roof-mounted photocells increases cost savings, lowers maintenance, and improves reliability.

PRODUCT FEATURES

- Two Relay panel sizes – 4 and 8 relay spaces
- Four types of relays – 20A/1P, N/O, 20A/2P, N/O, N/C (14K SSCR) and 30A/1P latching (18K SSCR)
- LCD user interface with keypad
- 365 day programming with 64 schedules
- Astronomical and real time clock
- 12 Programmable dry contact inputs for 8 relay panel;
- 6 programmable dry contact inputs for 4 relay panel
- Selectable pre-programmed scenarios
- Programmable inputs accept low voltage switches, photocells, or motion sensors
- Two low voltage dry contact output relays on 8 relay panel
- Program uploads via removable SD memory card
- Listed to UL916, UL924 and cUL
- Five -year limited warranty





General Specifications

Programming and configuration	Programmable via user interface mounted on door Fully programmable by users with door closed and locked
Physical	NEMA 1 surface enclosure Pre-drilled mounting holes for mounting to wall, KOs provided on top and bottom 4 and 8 relay enclosures with hinged locking door
Electrical input	120-277VAC Standard, 347/480 Optional
Relays	120 and 277VAC 20 Amp Single Pole Relays (14K SCCR) 120 and 277VAC 30 Amp Single Pole Relays (18K SCCR) 347 VAC, 20A, IP Relay (14K SCCR) 208, 240, and 480VAC 20 Amp Double Pole Relays (14K SCCR)
Operating environment	Location: interior space Operating temperature: 0° to 50°C (32° to 112°F) Relative humidity (non-condensing): 10% to 90%
Certifications	Listed to UL916, UL924 and cUL
Warranty	Five-years limited

Ordering Information

CX			S			
MODEL	SPACES	INPUT VOLTAGE	ENCLOSURE	RELAY QUANTITY	RELAY TYPE	OPTIONS
CX CX Lighting Control Panel	04 4 Relay Spaces 08 8 Relay Spaces	2 120/277V Universal 3 347/480V	S NEMA 1 Surface	00 No Relays - Spaces Only 04 4 Relays Installed 08 8 Relays Installed	SP Space Only 2N 20A Electrically Held N/O 120-277V 3L Latching 120-277-347V TN 20A Electrically Held N/O 208-480V	N Stand Alone Panel M Master Panel S Secondary Panel (Note 4 & 5)

NOTES:

- 2-Pole relays take the same amount of space as 1-Pole relays.
- Installed relays must be all of the same type. Relay Type TC not available in fully populate panels and must be ordered separately to be installed in the field.
- "00" option has no relays, all must be installed in the field.
- Secondary panel includes (2) master/secondary panel interface cards.
- Master/Secondary available in 8 relay only.