

IDXPERT™ General Identification Material: Indoor/Outdoor Material for General, Lean, Facility & Safety ID

Continued from previous page.



Figure 33



Diagram	Part Number	B#	Material	Color	Label Width A Inch (mm)	Label Height B Inch (mm)	Labels/Roll
B-595 Indoor/Outdoor Vinyl Film (continued)							
Fig. 33	XC-500-595-WT-RD	B-595	Vinyl	RD on WT	0.500 (12.7)	30 ft. (9.1 m)	1 roll (cont.)
Fig. 33	XC-750-595-RD-WT	B-595	Vinyl	RD on WT	0.750 (19.1)	30 ft. (9.1 m)	1 roll (cont.)
Fig. 33	XC-1000-595-WT-RD	B-595	Vinyl	RD on WT	1.000 (25.4)	30 ft. (9.1 m)	1 roll (cont.)
Fig. 33	XC-1500-595-WT-RD	B-595	Vinyl	RD on WT	1.500 (38.1)	30 ft. (9.1 m)	1 roll (cont.)
Fig. 33	XC-500-595-BL-WT	B-595	Vinyl	WT on BL	0.500 (12.7)	30 ft. (9.1 m)	1 roll (cont.)
Fig. 33	XC-750-595-BL-WT	B-595	Vinyl	WT on BL	0.750 (19.1)	30 ft. (9.1 m)	1 roll (cont.)
Fig. 33	XC-1000-595-BL-WT	B-595	Vinyl	WT on BL	1.000 (25.4)	30 ft. (9.1 m)	1 roll (cont.)
Fig. 33	XC-1500-595-BL-WT	B-595	Vinyl	WT on BL	1.500 (38.1)	30 ft. (9.1 m)	1 roll (cont.)
Fig. 33	XC-500-595-GN-WT	B-595	Vinyl	WT on GN	0.500 (12.7)	30 ft. (9.1 m)	1 roll (cont.)
Fig. 33	XC-750-595-GN-WT	B-595	Vinyl	WT on GN	0.750 (19.1)	30 ft. (9.1 m)	1 roll (cont.)
Fig. 33	XC-1000-595-GN-WT	B-595	Vinyl	WT on GN	1.000 (25.4)	30 ft. (9.1 m)	1 roll (cont.)
Fig. 33	XC-1500-595-GN-WT	B-595	Vinyl	WT on GN	1.500 (38.1)	30 ft. (9.1 m)	1 roll (cont.)
Fig. 33	XC-500-595-RD-WT	B-595	Vinyl	WT on RD	0.500 (12.7)	30 ft. (9.1 m)	1 roll (cont.)
Fig. 33	XC-750-595-WT-RD	B-595	Vinyl	WT on RD	0.750 (19.1)	30 ft. (9.1 m)	1 roll (cont.)
Fig. 33	XC-1000-595-RD-WT	B-595	Vinyl	WT on RD	1.000 (25.4)	30 ft. (9.1 m)	1 roll (cont.)
Fig. 33	XC-1500-595-RD-WT	B-595	Vinyl	WT on RD	1.500 (38.1)	30 ft. (9.1 m)	1 roll (cont.)

IDXPERT™ Wire & Cable Material:

B-498 Repositionable Vinyl Cloth Material

Printer automatically repeats your text to fill the label for maximum readability. Special adhesive stays put, but marker can be removed and reapplied if necessary. Temp Range -40°F to 175°F (-40°C to 70°C). UL Recognized.

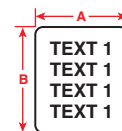


Figure 31



Diagram	Catalog #	B#	Material	Color	Approx. Wire Gauge*	Max Wire Dia. Inch (mm)	Label Width A Inch (mm)	Label Height B Inch (mm)	Labels/Roll
B-498 Repositionable Vinyl Cloth Labels									
Fig. 31	X-7-498	B-498	Vinyl Cloth	BK on WT	22-16	0.11 (2.8)	0.500 (12.7)	0.500 (12.7)	300
Fig. 31	X-11-498	B-498	Vinyl Cloth	BK on WT	16-10	0.16 (4.0)	0.500 (12.7)	0.750 (19.1)	275
Fig. 31	X-163-498	B-498	Vinyl Cloth	BK on WT	12-10	0.21 (5.3)	0.500 (12.7)	1.000 (25.4)	225
Fig. 31	X-19-498	B-498	Vinyl Cloth	BK on WT	12-10	0.21 (5.3)	1.000 (25.4)	1.000 (25.4)	200
Fig. 31	X-18-498	B-498	Vinyl Cloth	BK on WT	12-10	0.21 (5.3)	0.750 (19.1)	1.000 (25.4)	225
Fig. 31	X-103-498	B-498	Vinyl Cloth	BK on WT	10-4	0.27 (6.9)	1.000 (25.4)	1.250 (31.8)	200
Fig. 31	X-162-498	B-498	Vinyl Cloth	BK on WT	10-4	0.32 (6.9)	0.500 (12.7)	1.500 (38.1)	165
Fig. 31	X-31-498	B-498	Vinyl Cloth	BK on WT	10-4	0.32 (6.9)	1.000 (25.4)	1.500 (38.1)	165
Fig. 31	X-21-498	B-498	Vinyl Cloth	BK on WT	3 Gauge - 2/0	0.53 (13.5)	1.000 (25.4)	2.500 (63.5)	95
Fig. 31	X-23-498	B-498	Vinyl Cloth	BK on WT	3/0 - 400Kcmil	0.85 (21.6)	1.000 (25.4)	4.000 (101.6)	60

*Approx. wire gauge based on AWG for THHN wire.

IDXPERT™ Wire & Cable Material:

B-342 PermaSleeve® PS Polyolefin Wire Marking Sleeves

3:1 heat shrinkable sleeve fits snugly around wire for identification and protection. Fade resistant and flame retardant. Meets the following material and physical property specifications.

- SAE-AMS-DTL-23053/5 (Class 1)
- SAE-AS-81531
- MIL-STD-202
- RoHS Compliant
- UL Recognized
- Tested per: ASTM E162 and ASTM E662

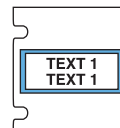


Figure 44

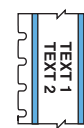


Figure 58



Diagram	Part Number	B#	Color	Approx. Wire Gauge*	Range of Wire Dia. Inch (mm)	Supplied Diameter Inch (mm)	Recovered Diameter Inch (mm)	Recovered Wall Thickness Inch (mm)	Width Inch (mm)	Sleeves per Roll
B-342 PermaSleeve® PS Polyolefin Wire Marking Sleeves										
Fig. 58	XPS-125-CONT	B-342	BK on WT	22 to 16	0.046 (1.2) - 0.110 (2.8)	0.125 (3.2)	0.047 (1.2)	.020 (0.5) ± .003 (0.07)	0.235 (5.9)	8' (2.45m)
Fig. 58	XPS-125-CONT-YL-BK	B-342	BK on YL	22 to 16	0.046 (1.2) - 0.110 (2.8)	0.125 (3.2)	0.047 (1.2)	.020 (0.5) ± .003 (0.07)	0.235 (5.9)	8' (2.45m)
Fig. 58	XPS-187-CONT	B-342	BK on WT	20 to 10	0.062 (1.6) - 0.150 (3.8)	0.187 (4.7)	0.062 (1.6)	.020 (0.5) ± .003 (0.07)	0.335 (8.0)	8' (2.45m)
Fig. 58	XPS-187-CONT-YL-BK	B-342	BK on YL	20 to 10	0.062 (1.6) - 0.150 (3.8)	0.187 (4.7)	0.062 (1.6)	.020 (0.5) ± .003 (0.07)	0.335 (8.0)	8' (2.45m)
Fig. 58	XPS-250-CONT	B-342	BK on WT	16 to 8	0.094 (2.4) - 0.215 (5.5)	0.250 (6.4)	0.093 (2.4)	.025 (0.6) ± .003 (0.07)	0.439 (11.2)	8' (2.45m)
Fig. 58	XPS-250-CONT-YL-BK	B-342	BK on YL	16 to 8	0.094 (2.4) - 0.215 (5.5)	0.250 (6.4)	0.093 (2.4)	.025 (0.6) ± .003 (0.07)	0.439 (11.2)	8' (2.45m)
Fig. 58	XPS-375-CONT	B-342	BK on WT	12 to 4	0.125 (3.2) - 0.320 (8.13)	0.375 (9.5)	0.125 (3.1)	.025 (0.6) ± .003 (0.07)	0.645 (16.4)	8' (2.45m)
Fig. 44	XPS-125-1	B-342	BK on WT	22 to 16	0.046 (1.2) - 0.110 (2.8)	0.125 (3.2)	0.047 (1.2)	.020 (0.5) ± .003 (0.07)	1.015 (25.8)	100
Fig. 44	XPS-187-1	B-342	BK on WT	20 to 10	0.062 (1.6) - 0.150 (3.8)	0.187 (4.7)	0.062 (1.6)	.020 (0.5) ± .003 (0.07)	1.015 (25.8)	100
Fig. 44	XPS-250-1	B-342	BK on WT	16 to 8	0.094 (2.4) - 0.215 (5.5)	0.250 (6.4)	0.093 (2.4)	.025 (0.6) ± .003 (0.07)	1.015 (25.8)	100
Fig. 44	XPS-375-1	B-342	BK on WT	12 to 4	0.125 (3.2) - 0.320 (8.13)	0.375 (9.5)	0.125 (3.1)	.025 (0.6) ± .003 (0.07)	1.015 (25.8)	100

*Approx. wire gauge based on AWG for THHN wire.