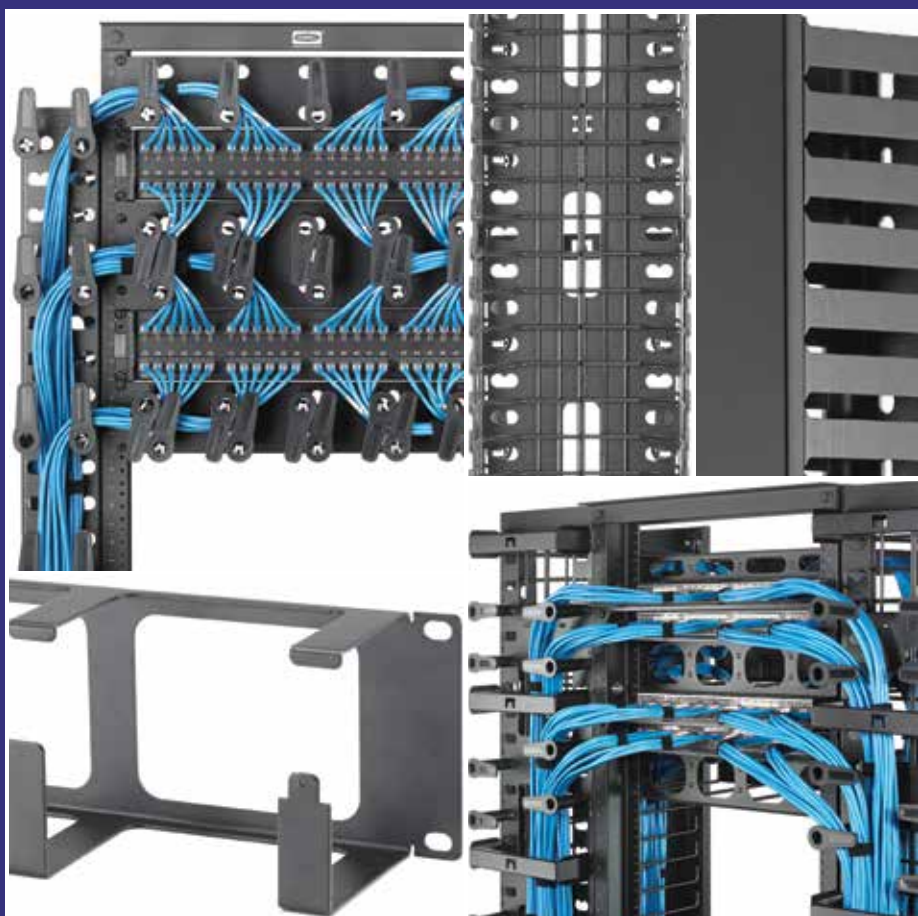




METAL | Cable Management

The four series of Hubbell cable management products were designed to meet the varying capacity challenges in data centers and telecommunication rooms. From low capacity efficient models, to high capacity models with many options, Hubbell cable management products support all types of cable routing.





METAL | Cable Management

M Series Cable Management.....	L3
S Series Cable Management.....	L5
SS Series Cable Management.....	L7
SD Series Cable Management.....	L8
Cable Fasteners.....	L9
Rail Mounted.....	L10



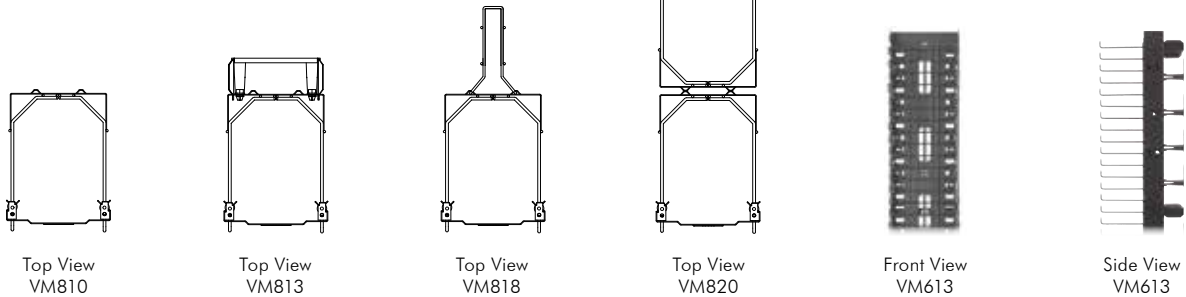
M Series shown with covers

Specifications

- 14 gauge cold rolled steel
- Dual hinge door with positive latch
- 0.225" steel rod diameter supports
- Black powder coated

Installation

- Single column design
- Installer configured rear options
- For flush mount, use HMx7x with VM vertical cable managers



Top View
VM810

Top View
VM813

Top View
VM818

Top View
VM820

Front View
VM613

Side View
VM613

Vertical Cable Management

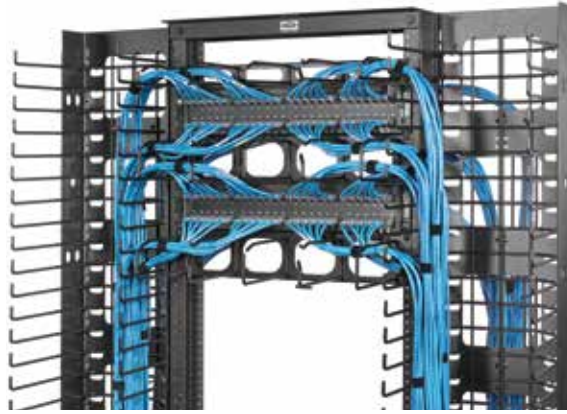
Width Inches (mm)	Height Inches (mm)	Front Depth Inches (mm)	Rear Depth Inches (mm)	Gates Included	3" Spools Included	Rear Cage	Catalog No.
6" (152)	84" (2134)	10" (254)	-	-	-	-	VM610
8" (203)	84" (2134)	10" (254)	-	-	-	-	VM810
10" (254)	84" (2134)	10" (254)	-	-	-	-	VM1010
12" (305)	84" (2134)	10" (254)	-	-	-	-	VM1210
6" (152)	84" (2134)	10" (254)	3" (76)	4	20	-	VM613
8" (203)	84" (2134)	10" (254)	3" (76)	4	20	-	VM813
10" (254)	84" (2134)	10" (254)	3" (76)	4	20	-	VM1013
12" (305)	84" (2134)	10" (254)	3" (76)	4	20	-	VM1213
6" (152)	84" (2134)	10" (254)	3" (76)	-	-	1	VM618
8" (203)	84" (2134)	10" (254)	3" (76)	-	-	1	VM818
10" (254)	84" (2134)	10" (254)	8" (203)	-	-	1	VM1018
12" (305)	84" (2134)	10" (254)	8" (203)	-	-	1	VM1218
6" (152)	84" (2134)	10" (254)	10" (254)	-	-	-	VM620
8" (203)	84" (2134)	10" (254)	10" (254)	-	-	-	VM820
10" (254)	84" (2134)	10" (254)	10" (254)	-	-	-	VM1020
12" (305)	84" (2134)	10" (254)	10" (254)	-	-	-	VM1220

Accessories

Description	Qty	Catalog No.
Rear cage	1	VMR47
Power strip bracket	1	VMRB

Cable Management Gates

Width	Qty	Catalog No.
6" (152)	16	VCG6
8" (203)	4	VCG8
10" (254)	4	VCG10
12" (305)	4	VCG12



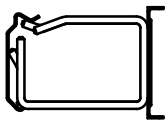
M Series shown without covers

Specifications

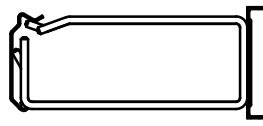
- 0.225" steel rod diameter supports
- Black powder coated

Installation

- Cable radius pass-through holes
- Hinged cover can be removed
- For flush mount, use HMx7x with VM vertical cable managers



Side View
HM24C



Side View
HM27C



Front
HM277C



ICKSS

Horizontal Cable Management

Height (RU)	Front Extension	Rear Extension	Cover	Catalog No.
1	7" (178)	–	Included	HM17C
2	7" (178)	–	Included	HM27C
3	7" (178)	–	Included	HM37C
4	7" (178)	–	Included	HM47C
1	7" (178)	7" (178)	Included	HM177C
2	7" (178)	7" (178)	Included	HM277C
3	7" (178)	7" (178)	Included	HM377C
4	7" (178)	7" (178)	Included	HM477C
1	4" (102)	–	Included	HM14C
2	4" (102)	–	Included	HM24C
3	4" (102)	–	Included	HM34C
4	4" (102)	–	Included	HM44C
1	4" (102)	–	–	HM14
2	4" (102)	–	–	HM24
3	4" (102)	–	–	HM34
4	4" (102)	–	–	HM44

Cable Management Spools

Color	Description Inches (mm)	Qty	Catalog No.
Black	3" (76)	50	ICKSS
	6" (152)	50	ICKSS6
	9" (229)	50	ICKSS9

Horizontal Cover Only

Height (RU)	Catalog No.
1	HM1C
2	HM2C
3	HM3C
4	HM4C



S Series shown with covers

Specifications

- 14 gauge cold rolled steel
- Black powder coated
- Magnetic latching
- Hinged or lift-off covers

Installation

- Pass-through holes for cables
- Covers lift off



Spool
ICKSS



Hinge Kit
VCKH



C-Channel
VS74



Z-Channel, Hinged
VS76H



Vertical Cover
VSC3

Vertical Cable Management

Front Spool Depth Inches (mm)	Channel Depth Inches (mm)	Rear Spool Depth Inches (mm)	Number of Spools	Width Inches (mm)	Channel Type	Cover	Catalog No.
3" (76)	4" (102)	3" (76)	24	3" (76)	C-channel	–	VS73
				4" (102)	C-channel	–	VS74
				6" (152)	Z-channel	(2) lift-off	VS76
						(2) hinged	VS76H

Vertical Covers

Width Inches (mm)	Qty	Catalog No.
3" (76)	1	VSC3
4" (102)	1	VSC4
6" (152)	1	VSC6

Gates

Width Inches (mm)	Qty	Catalog No.
4" (102)	16	VCG4
6" (152)	16	VCG6

Accessories

Description	Qty	Catalog No.
3" spools	50	ICKSS*
VS joining kit	1	VCJK
VS hinge kit	2	VCKH

*Add 6 for 6", add 9 for 9"; see page L4



S Series shown without covers

Specifications

- 14 gauge cold rolled steel
- Hinged or lift-off cover
- Black powder coated

Installation

- Two-piece vertical construction (VS7xx)
- Best fit with HSx3C



With Cover
HS13C



Without Cover
HS23



Relay Rack with Vertical
Cable Managers
CS1976

Horizontal Cable Management

Height (RU)	Extension	Best Fit Vertical	Cover	Catalog No.
1	3" (76)	VS76xx, VS74xx	Without cover	HS13
			With cover	HS13C
2	3" (76)	VS76xx, VS74xx	Without cover	HS23
			With cover	HS23C

Horizontal Cover Only

Height (RU)	Catalog No.
1	HS1C
2	HS2C

3" Deep Equipment Racks with Cable Managers

Black; includes (2) vertical cable managers

Rack Units	Height Inches (mm)	Width Inches (mm)	Rail Depth Inches (mm)	Z Depth Inches (mm)	Cover Style	Catalog No.
45	84" (2134)	19" (483)	3" (76)	3" (152)	Hinged	CS1973H
					Clip On	CS1973
				6" (152)	Hinged	CS1976H
					Clip On	CS1976



SS Series,
front, shown without covers



VSS43

Specifications

- 14 gauge metal channel
- Black painted

Installation

- Two-piece vertical construction
- Place cable routing spools as needed
- Tool free spool installation

Vertical Cable Management

Width Inches (mm)	Extension Inches (mm)	Number of Spools	Best Fit Horizontal	Catalog No.
4" (102)	3" (76)	20	HSSxx3	VSS43
4" (102)	6" (152)	20	HSSxx6	VSS46



SS Series, rear



HSS33

Specifications

- 14 gauge metal panel
- Black painted

Installation

- Tool free spool installation
- Place cable routing spools as needed

Horizontal Cable Management

RU	Extension Inches (mm)	Number of Spools	Best Fit Vertical	Catalog No.
2	3" (76)	5	VSSxx3	HSS23
	6" (152)	5	VSSxx6	HSS26
3	3" (76)	8	VSSxx3	HSS33
	6" (152)	8	VSSxx6	HSS36



SD Series
shown with covers

VSD45

Specifications

- Plastic duct
- Metal brackets 14 gauge cold rolled steel
- Snap-on covers

Installation

- Two-piece vertical construction
- Covers included

Vertical Cable Management

Width Inches (mm)	Extension Inches (mm)	Cover	Best Fit Horizontal	Catalog No.
4" (102)	5" (127)	Included	HSDxx3	VSD45



HSD13

Specifications

- Plastic
- Covers included

Installation

- Covers included
- Mounts directly to rail
- Remove fingers for cable access

Horizontal Cable Management

RU	Extension Inches (mm)	Cover	Best Fit Vertical	Catalog No.
1	3" (76)	Included	VSD45	HSD13
2	3" (76)	Included	VSD45	HSD23



8" Cable Ties
HPWCVFxx8



Bulk Spool
HVFBK5600



Basic Fasteners
MCCMV9xx10



Screw Mount
MCCMV9OS10
MCCMV9BS10

METAL | CABLE MANAGEMENT

VELCRO® Brand ONE-WRAP® Cable Ties

Contents: one 10-pack of straps

Length Inches (mm)	Straps per Pack	Max. Bundle Diameter Inches (mm)	Catalog No.
8" (203)	10	2.5" (64)	HPWCVFxx8

xx = Color: **BK** (Black), **BL** (Blue), **OR** (Orange), **RD** (Red) and **YL** (Yellow).

Bulk VELCRO® Spool

Width Inches (mm)	Length Feet (mm)	Unit of Measure	Catalog No.
1" (25)	10' (3048)	Cut to length	HPWCVFBK120
0.625" (16)	75' (22,860)	Cut to length	HVFBK5875
0.5" (13)	75' (22,860)	Cut to length	HVFBK575
0.5" (13)	75' (22,860)	Rip to length	HVFBK575S
0.5" (13)	600' (182,880)	Cut to length	HVFBK5600

Basic VELCRO® Brand Fasteners

Contents: one 10-pack of straps

Length Inches (mm)	Color	Max. Bundle Diameter Inches (mm)	Catalog No.
22" (559)	Black	7.5" (191)	MCCMV22BK10
9" (229)	See below	2.5" (64)	MCCMV9xx10
5" (127)	See below	1.4" (36)	MCCMV5xx10

xx = Color: **BK** (Black), **BL** (Blue), **OR** (Orange), **PK** (Pink), **RD** (Red) and **YL** (Yellow)

Screw-Mount, Reusable Cable Ties

Contents: one 10-pack of straps

Length Inches (mm)	Color	Max. Bundle Diameter Inches (mm)	Catalog No.
9" (229)	Black	2.5" (64)	MCCMV9BS10
9" (229)	Orange	2.5" (64)	MCCMV9OS10

VELCRO® and ONE-WRAP® are registered trademarks of Velcro Industries B.V.



Specifications

- 16 gauge C.R.S.
- Black powder coated

Installation

- Telescopes to handle additional equipment
- Route cables through rear or top/bottom holes

Security Device

Height Min.	Height Max.	Depth Inches (mm)	Catalog No.
4 RU	6 RU	4" (102)	HSE46
7 RU	12 RU	12.7" (323)	HSE712



Specifications

- 14 gauge C.R.S.
- Black powder coated
- 200lb capacity

Installation

- Server arms extend in 0.5" increments
- M6 cage nut

Server Bracket

Height	Depth Min. Inches (mm)	Depth Max. Inches (mm)	Catalog No.
1 RU	9" (229)	15" (381)	HSB115
2 RU	9" (229)	15" (381)	HSB215



Basic Fasteners
MCCPSR4



Vertical Rings
MCCVMR2
MCCVMR22

Plastic Cable Management Rings

Includes (4) rings

Description	Catalog No.
Non-adhesive	MCCPSR4
Adhesive	MCCPSRA4

Vertical Rings

Includes (2) vertical rings and (1) mounting kit

Description	Catalog No.
Bracket, one side	MCCVMR2
Bracket, between racks	MCCVMR22