

LED-CHL-D

PROJECT

TYPE

CATALOG NUMBER

PRODUCT DESCRIPTION

Extruded deep regressed aluminum channel with slide in frosted glossy lens that provides a rigid, deep set linear mounting platform for the following GM Lighting LEDTask Flexible LED Linear Ribbons:

For the following LEDTask™ Flexible Linear Ribbon Series

| | |
|---------------------|----------------------------------------------|
| LTR60/300 Series | 12VDC High Output - Dry and Wet location |
| LTR60/300-SO Series | 12VDC Standard Output - Dry and Wet location |
| GM100-24 Series | 24VDC Standard Output - Dry and Wet location |
| LTR30024 Series | 24VDC High Output - Dry and Wet location |
| SLR Series | 12VDC Standard Output - Damp location |
| LTR150-RGB Series | 12VDC RGB Series - Dry location |

MOUNTING

Mount into 3/4"W recessed channel using mounting adhesive (by others). Flexible LED linear ribbon uses attached 3M mounting tape. Use LED-CHL-D-EC endcaps for a finished look. Ordered separately.


LENS:

Comes with frosted glossy lens. Optional transparent glossy lens can be ordered separately.

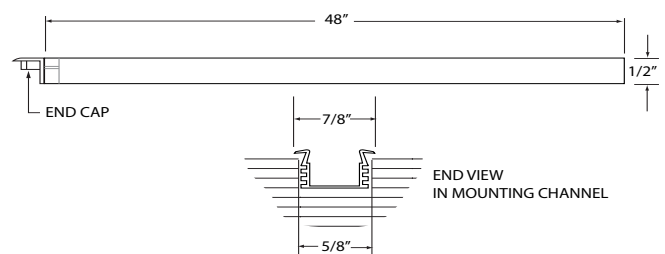
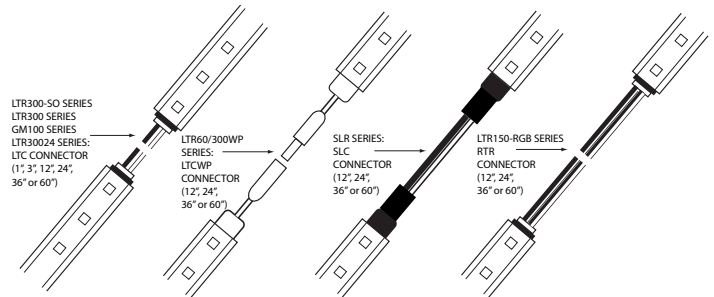
NOTE: Channel may not accommodate ribbon to ribbon and ribbon to power supply connections. Please locate connections outside of channel interior.

Accessories

| | |
|-------------------|---------------------------------------|
| LED-CHL-D-CL-LENS | Clear lens for LED-CHL-D |
| LED-CHL-D-FR-LENS | Frosted lens for LED-CHL-D |
| LED-CHL-D-EC | Solid end caps (2) for LED-CHL-D |
| LED-CHL-D-EC-H | End caps with holes (2) for LED-CHL-D |



PLEASE ALLOW THE FOLLOWING VISUAL CLEARANCE TO ALLOW FOR FLEXIBLE RIBBON TO RIBBON CONNECTORS



| Model Number | Description | Length | Height | Width | Finish |
|--------------|-----------------------------------------------|--------|--------|-------|------------------|
| LED-CHL-D | Deep regressed architectural aluminum channel | 48" | 1/2" | 7/8" | Brushed Aluminum |