



AUXILIARY SWITCH BLOCK, 1 NO,
DIN EN50005, SCREW CONNECTION,
FOR CONTACTORS FOR SWITCHING MOTORS,
1-POLE

General technical data:

product brand name		SIRIUS
Acceptability for application		Contactor relay and power contactor
Protection class IP / on the front		IP20
Ambient temperature		
• during storage	°C	-55 ... +80
• during operating	°C	-25 ... +60
Mechanical operating cycles as operating time		
• typical		10,000,000
Electrical operating cycles as operating time / at AC-15 / at 230 V		
• typical		200,000
Contact reliability		one incorrect switching operation of 100 million switching operations (17 V, 5 mA)
Contact reliability / of the auxiliary contacts		1 faulty switching per 100 million (17 V, 1 mA)
Insulation voltage / with degree of pollution 3		
• rated value	V	690
Impulse voltage resistance		
• rated value	kV	6

Auxiliary circuit:

Number of NC contacts / for auxiliary contacts • instantaneous switching		0
Number of NO contacts / for auxiliary contacts • instantaneous switching		1
Operating current / of the auxiliary contacts / at AC-12 • at 24 V • at 230 V • maximum	A A A	10 10 10
Operating current • of the auxiliary contacts • at AC-14 • at 125 V • at 250 V • at AC-15 • at 24 V • at 230 V • at 400 V • at AC-15 / at 690 V	A A A A A A A	6 6 6 6 3 1
Operating current • with 2 current paths in series / at DC-12 • at 24 V / rated value • at 60 V / rated value • at 110 V / rated value • at 220 V / rated value • at 440 V / rated value • at 600 V / rated value • with 3 current paths in series / at DC-12 • at 24 V / rated value • at 60 V / rated value • at 110 V / rated value • at 220 V / rated value • at 440 V / rated value • at 600 V / rated value	A A A A A A A A A A A A A A	10 10 4 2 1.3 0.65 10 10 10 3.6 2.5 1.8
Operating current • of the auxiliary contacts / at DC-13 • at 24 V • at 60 V • at 110 V • at 220 V • with 2 current paths in series / at DC-13	A A A A	10 2 1 0.3

- at 24 V / rated value
- at 60 V / rated value
- at 110 V / rated value
- at 220 V / rated value
- at 440 V / rated value
- at 600 V / rated value
- with 3 current paths in series / at DC-13
 - at 24 V / rated value
 - at 60 V / rated value
 - at 110 V / rated value
 - at 220 V / rated value
 - at 440 V / rated value
 - at 600 V / rated value

A	10
A	3.5
A	1.3
A	0.9
A	0.2
A	0.1
A	10
A	4.7
A	3
A	1.2
A	0.5
A	0.26

Installation/ mounting/ dimensions:

Mounting type		snap-on mounting
Width	mm	10
Height	mm	38
Depth	mm	51

Connections/ terminals:

Design of the electrical connection		screw-type terminals
<ul style="list-style-type: none"> • for auxiliary and control current circuit 		
Type of the connectable conductor cross-section		
<ul style="list-style-type: none"> • for auxiliary contacts <ul style="list-style-type: none"> • finely stranded <ul style="list-style-type: none"> • with conductor end processing • for AWG conductors / for auxiliary contacts 		2x (0.5 ... 1.5 mm ²), 2x (0.75 ... 2.5 mm ²) 2x (20 ... 16), 2x (18 ... 14)

Safety:

Product function / mirror contact to IEC 60947-4-1		Yes
<ul style="list-style-type: none"> • comment 		with 3RT1
Product function / positively driven operation to IEC 60947-5-1		No

Certificates/ approvals:

General Product Approval

Functional Safety /
Safety of
Machinery

Declaration of
Conformity



CCC



CSA



UL

[Type Examination](#)



EG-Konf.

Test Certificates

[Special Test
Certificate](#)

[Type Test
Certificates/Test
Report](#)

Shipping Approval



ABS



BUREAU
VERITAS



GL



LRS



RINA



RMRS

other

[Environmental
Confirmations](#)

Further information:

Information- and Downloadcenter (Catalogs, Brochures,...)

<http://www.siemens.com/industrial-controls/catalogs>

Industry Mall (Online ordering system)

<http://www.siemens.com/industrial-controls/mall>

Cax online generator

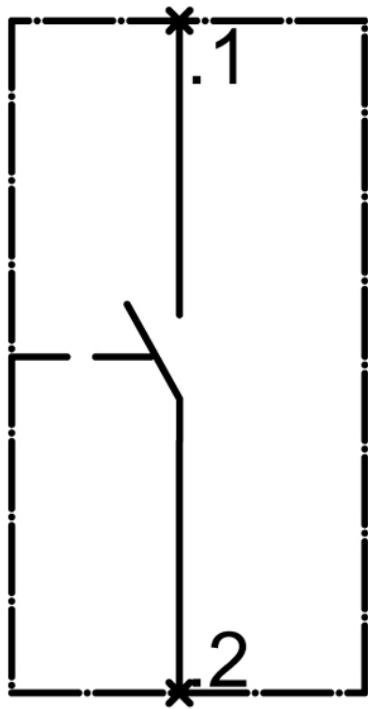
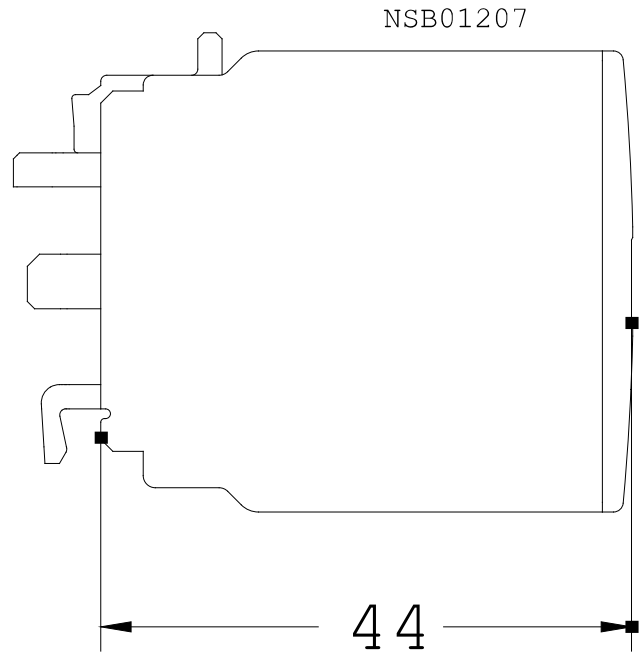
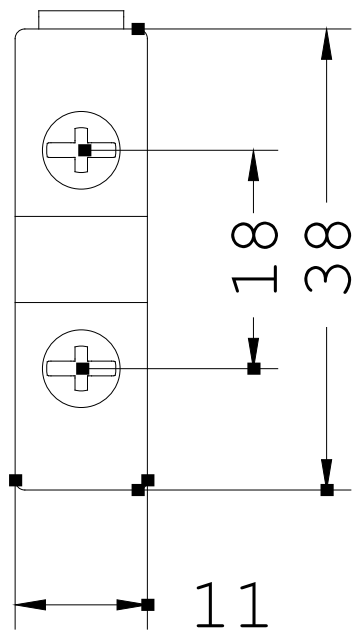
<http://www.siemens.com/cax>

Service&Support (Manuals, Certificates, Characteristics, FAQs,...)

<http://support.automation.siemens.com/WWW/view/en/3RH1921-1CA10/all>

Image database (product images, 2D dimension drawings, 3D models, device circuit diagrams, ...)

http://www.automation.siemens.com/bilddb/cax_en.aspx?mlfb=3RH1921-1CA10



last change:

Apr 21, 2014