



OVERLOAD RELAY, 11...16 A, 1NO+1NC,
SIZE S0, CLASS 10,
FOR CONTACTOR MOUNTING

General technical data:

product brand name		SIRIUS
Product designation		thermal overload relay
Size of overload relay		S0
Number of poles / for main current circuit		3
Product function / removable terminal for auxiliary and control circuit		No
Impulse voltage resistance / rated value	kV	6
Protection class IP / on the front		IP20
Protection against electrical shock		finger-safe
Installation altitude / at a height over sea level / maximum	m	2,000
Resistance against shock		8g / 10 ms
Ambient temperature		
• during transport	°C	-55 ... +80
• during storage	°C	-55 ... +80
• during operating	°C	-20 ... +70
Relative humidity / during operating phase / maximum	%	100
Type of protection		DMT 98 ATEX G 001
Active power loss / total / typical	W	6
Size of the contactor / can be combined / company-specific		S0

Main circuit:		
Operating current / of the fuse link / rated value	A	40
Service power / at AC-3		
• at 400 V	kW	7.5
Type of assignment		2

Auxiliary circuit:		
Number of NC contacts / for auxiliary contacts		1
Number of NO contacts / for auxiliary contacts		1
Number of changeover contacts / for auxiliary contacts		0
Design of the fuse link / for short-circuit protection of the auxiliary switch / required		fuse gL/gG: 6 A, quick: 10 A
Operating current / of the auxiliary contacts / at AC-15		
• at 24 V	A	3
• at 110 V	A	3
• at 120 V	A	3
• at 125 V	A	3
• at 230 V	A	2
• at 400 V	A	1
Operating current / of the auxiliary contacts / at DC-13		
• at 24 V	A	1
• at 110 V	A	0.22
• at 125 V	A	0.22
• at 220 V	A	0.11

Protection function:		
Trip class		CLASS 10
Adjustable response current		
• of the current-dependent overload release	A	11 ... 16

Installation/mounting/dimensions:		
Mounting type		direct mounting
mounting position		with vertical mounting surface +/-135° rotatable, with vertical mounting surface +/- 45° tiltable to the front and back
Depth	mm	96
Height	mm	97
Width	mm	45

Connections:		
Design of the electrical connection		
• for main current circuit		screw-type terminals

<ul style="list-style-type: none"> • for auxiliary and control current circuit 	screw-type terminals
Type of the connectable conductor cross-section <ul style="list-style-type: none"> • for main contacts <ul style="list-style-type: none"> • solid • finely stranded <ul style="list-style-type: none"> • with conductor end processing • for AWG conductors / for main contacts • for auxiliary contacts <ul style="list-style-type: none"> • solid • finely stranded <ul style="list-style-type: none"> • with conductor end processing • for AWG conductors / for auxiliary contacts 	2x (1 ... 2.5 mm ²), 2x (2.5 ... 10 mm ²) 2x (1 ... 2.5 mm ²), 2x (2.5 ... 6 mm ²), 1x 10 mm ² 2x (16 ... 12), 2x (14 ... 8) 2x (0.5 ... 1.5 mm ²), 2x (0.75 ... 2.5 mm ²) 2x (0.5 ... 1.5 mm ²), 2x (0.75 ... 2.5 mm ²) 2x (20 ... 16), 2x (18 ... 14)

Certificates/approvals:

General Product Approval	For use in hazardous locations	Declaration of Conformity
--------------------------	--------------------------------	---------------------------



Test Certificates

[Special Test Certificate](#)

[Type Test Certificates/Test Report](#)

Shipping Approval



Shipping Approval other



[other](#)

[Environmental Confirmations](#)

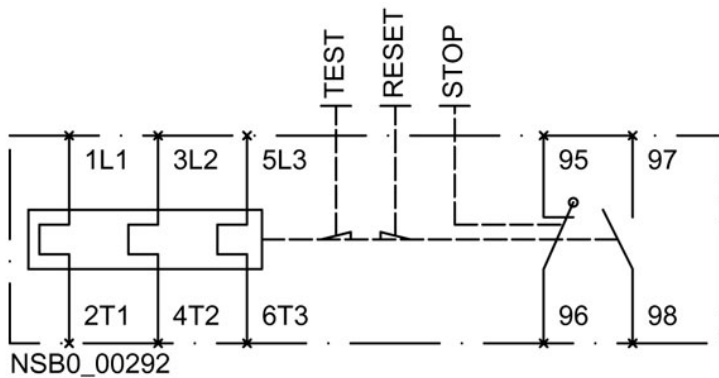
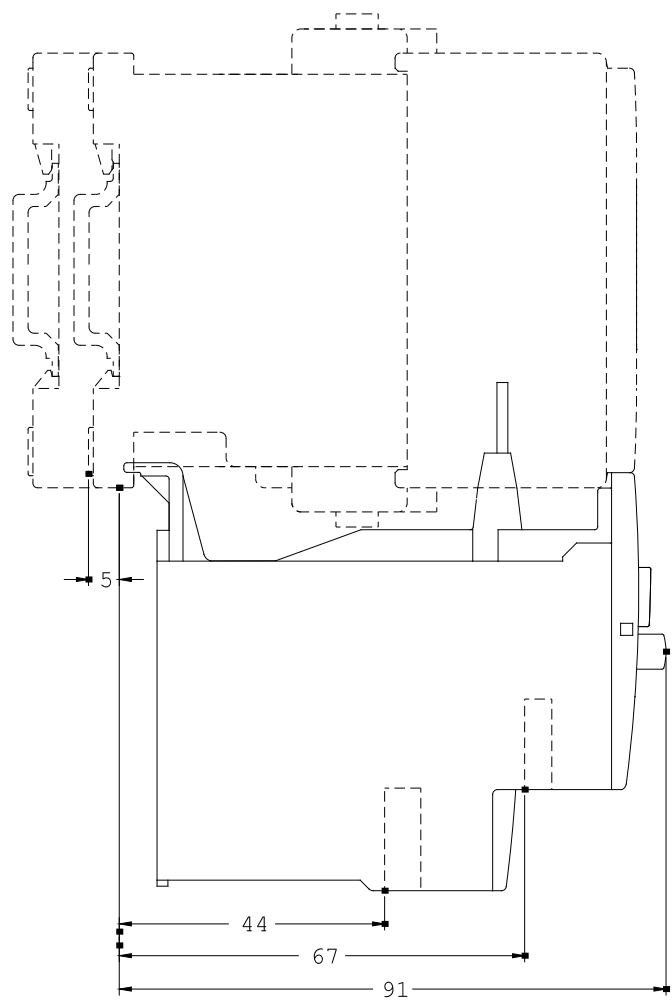
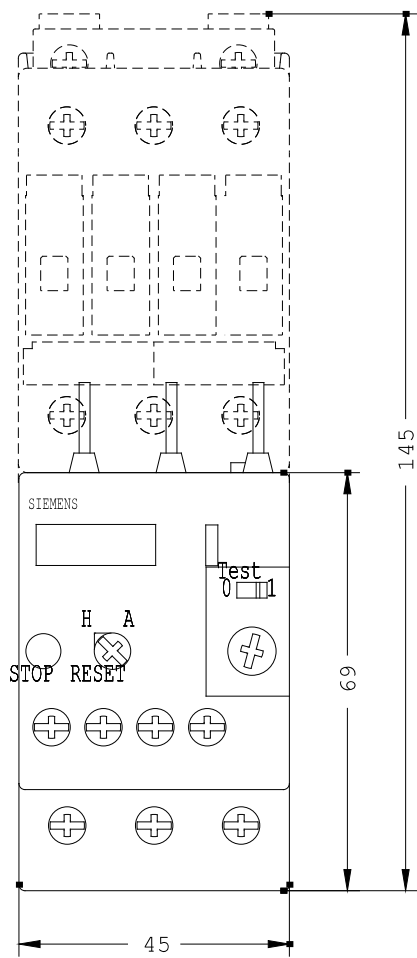
Further information:

Information- and Downloadcenter (Catalogs, Brochures,...)
<http://www.siemens.com/industrial-controls/catalogs>

Industry Mall (Online ordering system)
<http://www.siemens.com/industrial-controls/mall>

Cax online generator:
<http://www.siemens.com/cax>

Service&Support (Manuals, Certificates, Characteristics, FAQs,...)
<http://support.automation.siemens.com/WWW/view/en/3RU1126-4AB0/all>



last change:

Mar 17, 2014