



OVERLOAD RELAY, 14...20 A, 1NO+1NC,  
SIZE S0, CLASS 10,  
FOR CONTACTOR MOUNTING

### General technical data:

<b>product brand name</b>		SIRIUS
<b>Product designation</b>		thermal overload relay
<b>Size of overload relay</b>		S0
<b>Number of poles / for main current circuit</b>		3
<b>Product function / removable terminal for auxiliary and control circuit</b>		No
<b>Impulse voltage resistance / rated value</b>	kV	6
<b>Protection class IP / on the front</b>		IP20
<b>Protection against electrical shock</b>		finger-safe
<b>Installation altitude / at a height over sea level / maximum</b>	m	2,000
<b>Resistance against shock</b>		8g / 10 ms
<b>Ambient temperature</b>		
• during transport	°C	-55 ... +80
• during storage	°C	-55 ... +80
• during operating	°C	-20 ... +70
<b>Relative humidity / during operating phase / maximum</b>	%	100
<b>Type of protection</b>		DMT 98 ATEX G 001
<b>Active power loss / total / typical</b>	W	6
<b>Size of the contactor / can be combined / company-specific</b>		S0

Main circuit:		
Operating current / of the fuse link / rated value	A	50
Service power / at AC-3		
• at 400 V	kW	7.5
Type of assignment		2

Auxiliary circuit:		
Number of NC contacts / for auxiliary contacts		1
Number of NO contacts / for auxiliary contacts		1
Number of changeover contacts / for auxiliary contacts		0
Design of the fuse link / for short-circuit protection of the auxiliary switch / required		fuse gL/gG: 6 A, quick: 10 A
Operating current / of the auxiliary contacts / at AC-15		
• at 24 V	A	3
• at 110 V	A	3
• at 120 V	A	3
• at 125 V	A	3
• at 230 V	A	2
• at 400 V	A	1
Operating current / of the auxiliary contacts / at DC-13		
• at 24 V	A	1
• at 110 V	A	0.22
• at 125 V	A	0.22
• at 220 V	A	0.11

Protection function:		
Trip class		CLASS 10
Adjustable response current		
• of the current-dependent overload release	A	14 ... 20

Installation/mounting/dimensions:		
Mounting type		direct mounting
mounting position		with vertical mounting surface +/-135° rotatable, with vertical mounting surface +/- 45° tiltable to the front and back
Depth	mm	96
Height	mm	97
Width	mm	45

Connections:		
Design of the electrical connection		
• for main current circuit		screw-type terminals

<ul style="list-style-type: none"> <li>• for auxiliary and control current circuit</li> </ul>	screw-type terminals
<b>Type of the connectable conductor cross-section</b> <ul style="list-style-type: none"> <li>• for main contacts <ul style="list-style-type: none"> <li>• solid</li> <li>• finely stranded <ul style="list-style-type: none"> <li>• with conductor end processing</li> </ul> </li> </ul> </li> <li>• for AWG conductors / for main contacts</li> <li>• for auxiliary contacts <ul style="list-style-type: none"> <li>• solid</li> <li>• finely stranded <ul style="list-style-type: none"> <li>• with conductor end processing</li> </ul> </li> </ul> </li> <li>• for AWG conductors / for auxiliary contacts</li> </ul>	2x (1 ... 2.5 mm <sup>2</sup> ), 2x (2.5 ... 10 mm <sup>2</sup> )  2x (1 ... 2.5 mm <sup>2</sup> ), 2x (2.5 ... 6 mm <sup>2</sup> ), 1x 10 mm <sup>2</sup>  2x (16 ... 12), 2x (14 ... 8)   2x (0.5 ... 1.5 mm <sup>2</sup> ), 2x (0.75 ... 2.5 mm <sup>2</sup> )   2x (0.5 ... 1.5 mm <sup>2</sup> ), 2x (0.75 ... 2.5 mm <sup>2</sup> )  2x (20 ... 16), 2x (18 ... 14)

**Certificates/approvals:**

<b>General Product Approval</b>	<b>For use in hazardous locations</b>	<b>Declaration of Conformity</b>
---------------------------------	---------------------------------------	----------------------------------



**Test Certificates**

[Special Test Certificate](#)

[Type Test Certificates/Test Report](#)

**Shipping Approval**



**Shipping Approval other**



[other](#)

[Environmental Confirmations](#)

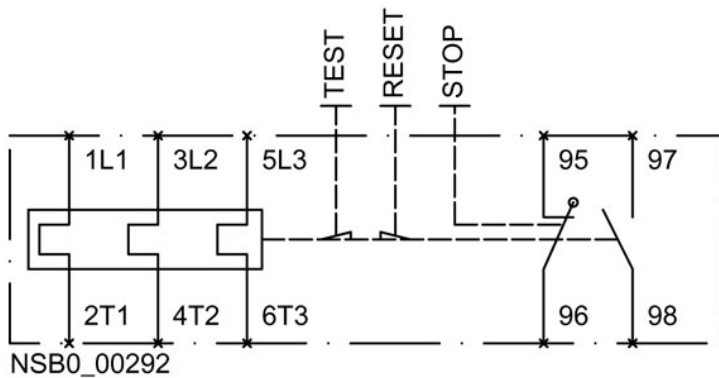
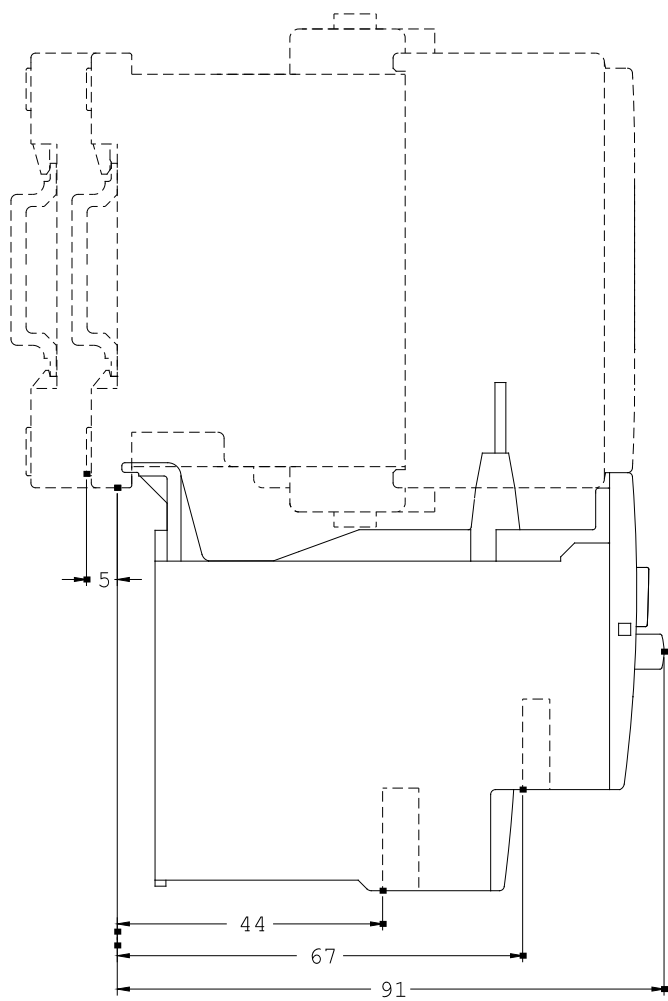
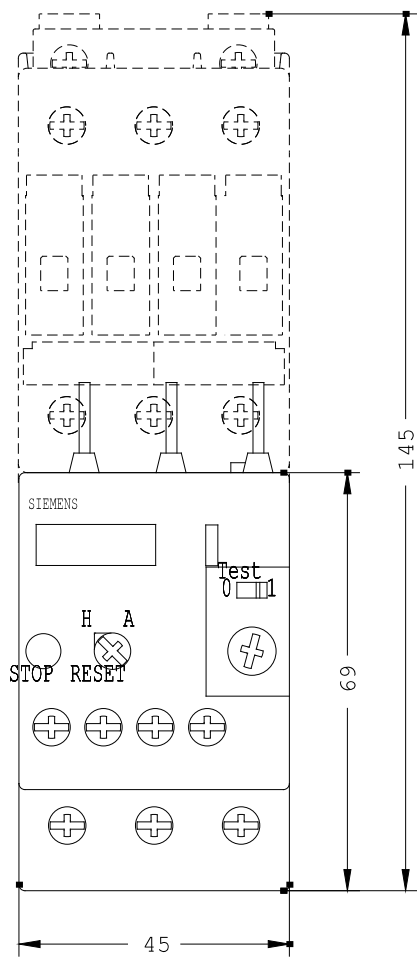
**Further information:**

**Information- and Downloadcenter (Catalogs, Brochures,...)**  
<http://www.siemens.com/industrial-controls/catalogs>

**Industry Mall (Online ordering system)**  
<http://www.siemens.com/industrial-controls/mall>

**Cax online generator:**  
<http://www.siemens.com/cax>

**Service&Support (Manuals, Certificates, Characteristics, FAQs,...)**  
<http://support.automation.siemens.com/WWW/view/en/3RU1126-4BB0/all>



last change:

Mar 17, 2014