
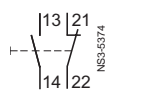
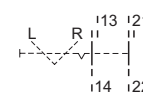


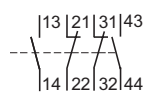
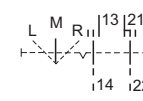


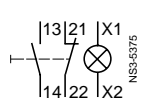

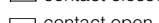


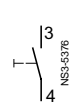
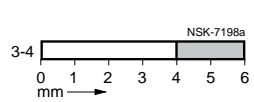

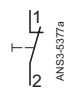
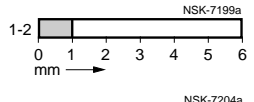


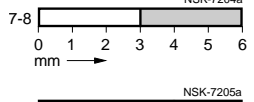


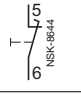
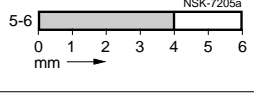


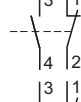
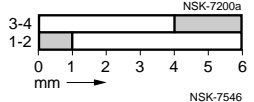

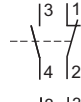
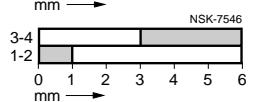

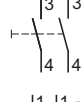
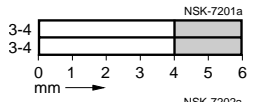


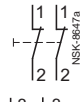
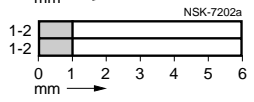


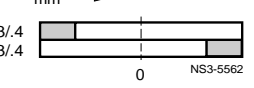

	Contact blocks 1 NO + NC				▶ 3SB13 20-0A
	1 NO + 1 NC, 1 NO + 1 NC				▶ 3SB13 20-0D
	Contact blocks and lampholders 1 NO + 1 NC, BA 9s			-	▶ 3SB13 20-1A

Version	Symbols	Contact travel	Order No.	Price
		 contact closed	▶ Preferred type	1 unit
		 contact open		

3SB14 00-0B *With screw terminals, for front plate mounting, 60 mm mounting depth. Version without holder as additional component to the version without holder and to the version with holder.*

	Contact blocks with one contact 1 NO ³⁾				▶ 3SB14 00-0B
	1 NC ³⁾				▶ 3SB14 00-0C
	1 NO leading				▶ 3SB14 00-0R
	1 NC lagging ³⁾				▶ 3SB14 00-0S
	Contact blocks with 2 contacts 1 NO + 1 NC				▶ 3SB14 00-0A
	1 NO + 1 NC for EMERGENCY STOP with positive latching acc. to EN 418				▶ 3SB14 00-0V
	2 NO ³⁾				▶ 3SB14 00-0G
	2 NC				▶ 3SB14 00-0H
	1 NO, 1 NO ²⁾				▶ 3SB14 00-0J

For lamps, see page 9/108.

 Safety function in accordance with IEC 60 947-5-1-3 and DIN VDE 0660, Pt. 200.

1) When a contact block is fitted to the centre position of a holder, the appropriate extra parts (thrust cap for pushbutton, thrust pad for rotary

drive) must be fitted to the actuator plunger (see page 9/108).

2) Contact block only suitable for joystick switches.

3) Not suitable for EMERGENCY pushbutton with positive latching in accordance with EN 418 3SB10 00-1MC00.