



222-412



222-413



222-415

PART NUMBER	UNIT OF ISSUE	COST
222-412/K194-4045	50/BX	
222-413/K194-4045	50/BX	
222-415/K194-4045	40/BX	



773-162



773-164



773-166



773-112



773-114



773-116

PART NUMBER	UNIT OF ISSUE	COST
773-162	100/BX	
773-164	100/BX	
773-166	50/BX	
773-112	100/BX	
773-114	100/BX	
773-116	100/BX	

PRODUCT OF THE MONTH:

PUSH WIRE CONNECTORS

PUSHWIRE® Connectors for Junction Boxes, (solid and stranded wire), 773 Series WALL-NUTS®




Simply strip conductor to 12 mm/0.47 in. using the built-in strip-length gauge



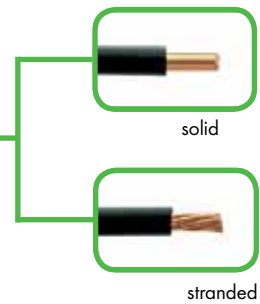
Then insert stripped conductor firmly into connector. Check for complete insertion through clear/transparent housing.



Wire Removal
Solid - Pull & Twist; Remove wire
Stranded - Cut Wire; Discard connector
Restrip conductor and insert into new connector












These PUSHWIRE® connectors clamp the following copper conductors:



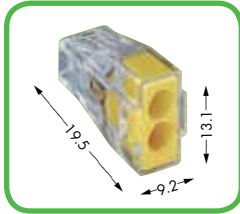


Integrated test port allows for easy testing of connection integrity










- Common (splice) up to 8 solid or stranded conductors in the same connector
- Option: mount to chassis or DIN rail via separate carrier
- The PUSHWIRE® connection clamps stranded or solid copper conductors
- Cross section up to 10 AWG
- Save up to 50% in wiring time over twist-type connectors


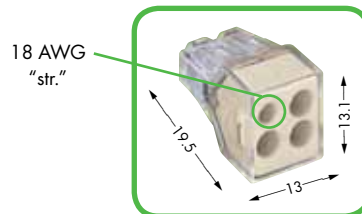
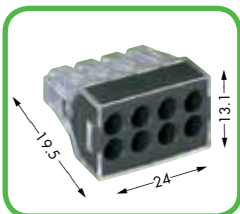
PUSHWIRE® Connectors for Junction Boxes, (solid and stranded wire), 773 Series WALL-NUTS®

<p>2 x 0.75 – 2.5 mm² "s" 2 x 1.5 – 2.5 mm² "r" 400 V/ 4 kV/2* 24 A Max. op. temp. 105 °C</p>   	<p>2 x AWG 18 – 12 "sol." 2 x AWG 16 – 12 "str." (≤19) 600 V 1000 V signs & fixtures</p>	<p>4 x 0.75 – 2.5 mm² "s" 4 x 1.5 – 2.5 mm² "r" 400 V/ 4 kV/2* 24 A Max. op. temp. 105 °C</p>   	<p>4 x AWG 18 – 12 "sol." 4 x AWG 16 – 12 "str." (≤19) 600 V 1000 V signs & fixtures</p>	<p>6 x 0.75 – 2.5 mm² "s" 6 x 1.5 – 2.5 mm² "r" 400 V/ 4 kV/2* 24 A Max. op. temp. 105 °C</p>   	<p>6 x AWG 18 – 12 "sol." 6 x AWG 16 – 12 "str." (≤19) 600 V 1000 V signs & fixtures</p>
---	--	--	--	---	--



Item No.	Pack.-unit pcs	Item No.	Pack.-unit pcs	Item No.	Pack.-unit pcs
Pushwire connectors for junction boxes, 2-conductor connectors, color of housing transparent, color of cover yellow		Pushwire connectors for junction boxes, 4-conductor connectors, color of housing transparent, color of cover orange		Pushwire connectors for junction boxes, 6-conductor connectors, color of housing transparent, color of cover black	
773-162	100 pc/box	773-164	100 pc/box	773-166	50 pc/box
773-102/VE00-0500	500 pc/bag	773-104/PW05-400	400 pc/jar	773-106/PW00-250	250 pc/jar
773-102/PW05-650	650 pc/jar	773-104/VE00-0500	500 pc/bag	773-166/VE00-0500	500 pc/bag
773-102/VE00-2500	2500 pc/bag	773-104/VE00-2500	2500 pc/bag	773-166/VE00-2500	2500 pc/bag
51011251	10 pc/blister pack	5101252	10 pc/blister pack	51011253	10 pc/blister pack

<p>8 x 0.75 – 2.5 mm² "s" 8 x 1.5 – 2.5 mm² "r" 400 V/ 4 kV/2* 24 A Max. op. temp. 105 °C</p>   	<p>8 x AWG 18 – 12 "sol." 8 x AWG 16 – 12 "str." (≤19) 600 V 1000 V signs & fixtures</p>	<p>3 x 0.75 – 2.5 mm² "s" 3 x 1.5 – 2.5 mm² "r" 1 x 0.75 "sol.+rig." 400 V/ 4 kV/2* 24 A Max. op. temp. 105 °C</p>   	<p>3 x AWG 18 – 12 "sol." 3 x AWG 16 – 12 "str." (≤19) 1 x AWG 18 "sol.+str." (≤19) 600 V 1000 V signs & fixtures</p>	<p>3 x 1.5 – 6 mm² "s + st" 400 V/ 4 kV/2* 32 A Max. op. temp. 105 °C</p>   	<p>3 x AWG 14 – 10 "sol." + "str." (≤19) 600 V 1000 V signs & fixtures</p>
---	--	---	---	--	--



Item No.	Pack.-unit pcs	Item No.	Pack.-unit pcs	Item No.	Pack.-unit pcs
Pushwire connectors for junction boxes, 8-conductor connectors, color of housing transparent, color of cover dark grey		Pushwire connectors for junction boxes, 4-conductor connectors, filled with contact paste "Alu-Plus", color of housing transparent, color of cover light grey		Pushwire connectors for junction boxes, 3-conductor connectors, color of housing transparent, color of cover red	
773-168	50 pc/box	773-124	100 pc/box	773-173	50 pc/box
773-108/VE00-2500	2500 pc/bag	773-124/VE01-0000	2500 pc/bag	773-173/PW05-200	200 pc/jar
51013414	10 pc/blister pack			773-173/VE00-0500	500 pc/bag
				773-173/VE00-2500	2500 pc/bag
				51015201	5 pc/blister pack

Packaging Options



Box





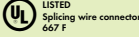









Blister Pack



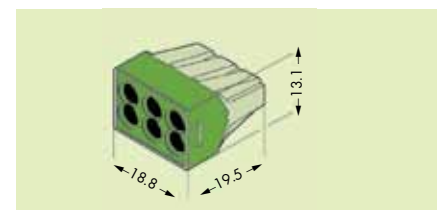
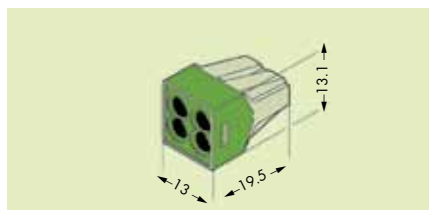
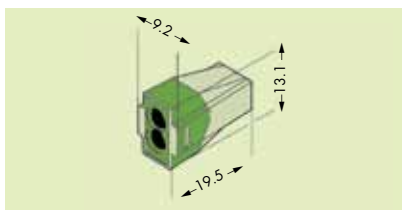
Jar


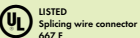


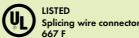




PUSHWIRE® Connectors for Junction Boxes, (solid and stranded wire), 773 Series WALL-NUTS® for Grounding and Bonding

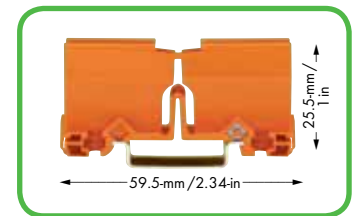

<p>2 x 0.75-2.5 mm² "s" 2 x 1.5-2.5 mm² "r" 400 V/4 kV/2* 24 A Max. op. temp. 105°C</p>  12 mm / 0.47 in  	<p>2 x AWG 18-12 "sol." 2 x AWG 16-12 "str." (≤19) 600 V 1000 V signs & fixtures</p>  12 mm / 0.47 in  	<p>4 x 0.75 - 2.5 mm² "s" 4 x 1.5 - 2.5 mm² "r" 400 V/4 kV/2* 24 A Max. op. temp. 105°C</p>  12 mm / 0.47 in  	<p>6 x 0.75 - 2.5 mm² "s" 6 x 1.5 - 2.5 mm² "r" 400 V/4 kV/2* 24 A Max. op. temp. 105°C</p>  12 mm / 0.47 in  
---	---	---	---



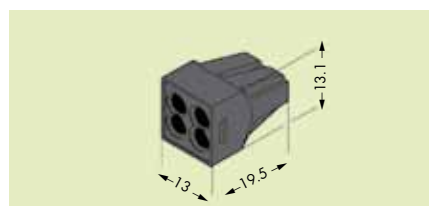
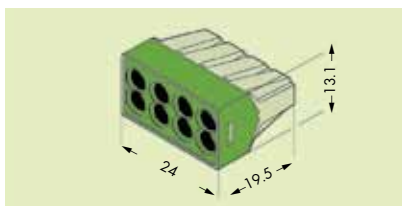
Item No.	Pack.-unit pcs	Item No.	Pack.-unit pcs	Item No.	Pack.-unit pcs
Pushwire connectors for junction boxes, 2-conductor connectors, color of housing transparent, color of cover green		Pushwire connectors for junction boxes, 4-conductor connectors, color of housing transparent, color of cover green		Pushwire connectors for junction boxes, 6-conductor connectors, color of housing transparent, color of cover green	
773-112	100 pc/box	773-114	100 pc/box	773-116	50 pc/box



<p>8 x 0.75 - 2.5 mm² "s" 8 x 1.5 - 2.5 mm² "r" 400 V/4 kV/2* 24 A Max. op. temp. 105°C</p>  12 mm / 0.47 in  	<p>8 x AWG 18 - 12 "sol." 8 x AWG 16 - 12 "str." (≤19) 600 V 1000 V signs & fixtures</p>  12 mm / 0.47 in  	<p>4 x 0.75 - 2.5 mm² "s" 4 x 1.5 - 2.5 mm² "r" 400 V/4 kV/2* 24 A Max. op. temp. 150°C</p>  12 mm / 0.47 in  	<p>4 x AWG 18 - 12 "sol." 4 x AWG 16 - 12 "str." (≤19) 4 x AWG 18 "str." tinned ≤ 7 600 V 1000 V signs & fixtures</p> <p>Carrier for Push-Wire Connectors</p> <p>Carrier width 18 mm / 0.7 in</p>
---	---	---	---



Item No.	Pack.-unit pcs	Item No.	Pack.-unit pcs	Item No.	Pack.-unit pcs
Pushwire connectors for junction boxes, 8-conductor connectors, color of housing transparent, color of cover green		Pushwire connectors for high temperature applications, 4-conductor connectors, color of housing black, color of cover black		Fixing carrier for 4 pushwire connectors orange	
773-118	50 pc/box	773-514	50 pc/box	773-332	50 pc/box
				773-331	50 pc/box
				243-110	1 ea



Compact Splicing Connectors, 222 Series LEVER-NUTS®



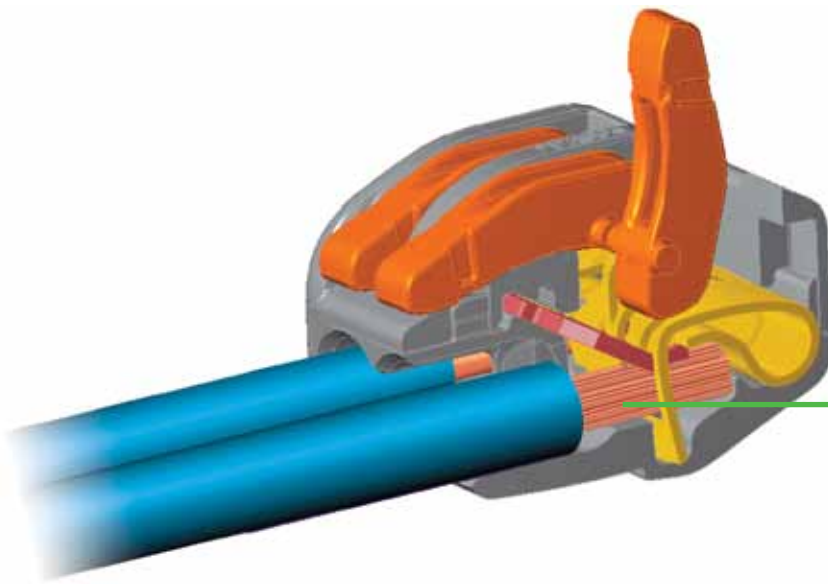
1) Strip Wire



2) Push up lever



3) Insert conductor and push down lever



These CAGE CLAMP® connectors clamp the following copper conductors:



solid



stranded



fine stranded



fine stranded,
tip bonded



fine stranded with
crimp ferrule



fine stranded with
crimped pin terminal





Wiring of flexible conductors
in a junction box



Integrated test port allows for easy testing of
connection integrity

Compact Splicing Connectors, 222 Series LEVER-NUTS®

Cross section:	28 – 12 AWG (solid, stranded and flexible)	
Electrical specs:	600 V (1000 V signs and fixtures) 20 A maximum * Based on 2008 NEC current rating of max conductor size	
Strip length: 	9 - 10 mm / 0.37 in	
Maximum operating temperature: 105° C		Approvals: UL, ENEC, PSE, ABS Also approved for grounding and bonding

For all connections requiring...

- Stranded / solid wires
- Wide range of wire sizes
- Combination of different wire sizes and types in one connector
- Small space consumption
- Built-in test point
- Protection against electrical shock, touch safe
- Low installed cost and safe operation
- Maintenance-free connection
- A reusable connector

2-conductor connector



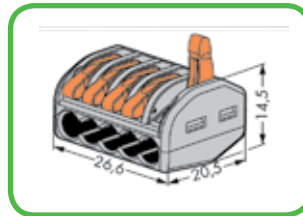
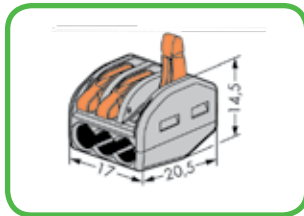
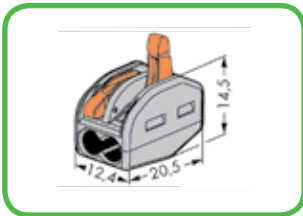
3-conductor connector



5-conductor connector



Item No.	Pack.-unit pcs	Item No.	Pack.-unit pcs	Item No.	Pack.-unit pcs
222-412		222-413		222-415	
222-412/K194-4045	50 pc box (1=50)	222-413/K194-4045	50 pc box (1=50)	222-415/K194-4045	40 pc box (1=40)
222-412/PW05-0005	5 pc blister pack	222-413/PW05-0005	5 pc blister pack	222-415/PW05-0005	5 pc blister pack
222-412/PW05-350	350 pc jar	222-413/PW05-250	250 pc jar	222-415/PW05-150	150 pc jar
222-412/VE00-2500	2,500 pc bulk bag	222-413/VE00-2500	2,500 pc bulk bag	222-415/VE00-1000	1,000 pc bulk bag



Accessories	Item No.	Pack.-unit pcs
Wire cutting and stripping tool (34-8 AWG)	206-124	1
Operating tool for Series 222	210-101	1

Packaging Options



Box



Blister Pack



Jar



Operating tool



Wire cutting and stripping tool