


Multi-Pole Breaker Lockout




- Works with most major multi-pole breakers with tie-bar type switches including GE, ITE Sylvania, Challenger, Bryant, Westinghouse, Square D (2/3 poles) and General Switch Co.
- Easy to install – thumbscrew secures and locks tie bar in place; no cable ties or tools required
- Please see breaker guide for your application

Description	Qty.	Cat. No.
Multi-Pole Breaker Lockout	1	44-783


Oversized Circuit Breaker Lockout System

- Unique Lockout system for oversized 480/600V Circuit Breakers
- System can be permanently installed into an electrical panel putting all lockout items at the point of need
- Easy installation of adhesive mounting rails – no tools required
- Pegs in mounting rails mate with holes in locking arms for security of arm when lock is in place
- Red arms lock off, green arms lock on



Description	Qty.	Cat. No.
Oversized Circuit Breaker System – 480-600 Volt	1	44-822

480/600V Single/Multi-Pole Breaker Lockout



- Use thumbscrew to clamp lockout securely on to switch tongue, then pull cover over thumbscrew and lock in place to prevent clamp from being loosened
- New blade design provides tighter grip with less torque on thumbscrew

Description	Qty.	Cat. No.
480/600V Single/Multi-Pole Breaker Lockout	1	44-807
480/600V Single/Multi-Pole Breaker Lockout	50	44-1807
Cleat for 480/600V Single/Multi-Pole Lockout	1	44-786

Large Breaker Lockout

- Designed to lockout large 480/600V breaker switches up to 2-1/2 in. wide and 7/8 in. thick
- Easy to install – no tools required



Description	Qty.	Cat. No.
Large Breaker Lockout	1	44-823