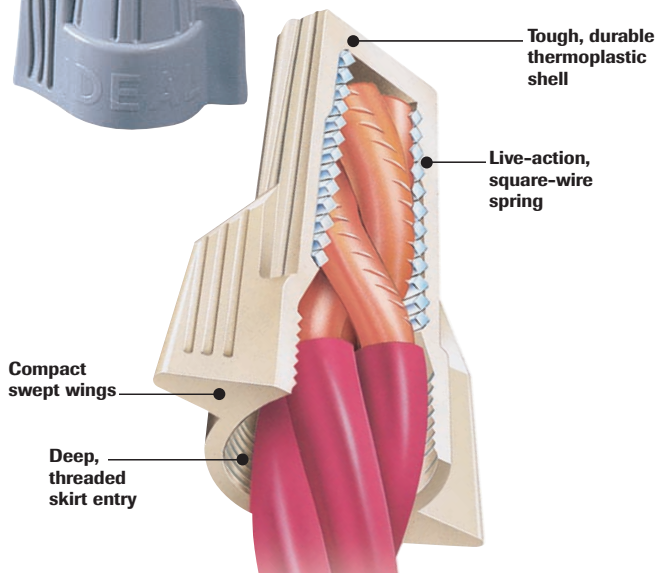



## Twister® Wire Connectors

- Exceptional wire-range capacity – three models handle wire combinations from as small as 22 AWG to as large as 6 AWG
- Ribbed cap provides a secure grip and fast fingertip starts
- Swept wings offer extra leverage and less effort for large wire combinations
- Hexagonal shape accommodates standard nutdriver for tool installation
- Live-action, square-wire spring locks onto wire for safe, secure connections
- Deep skirt helps protect against flash-over and turned-back strands for maximum dielectric protection
- Tough, UL 94V-2 flame-retardant shell rated at 105°C (221°F)
- UL Listed to 486C and CSA Certified to C22.2 #188; comply with Federal Specification W-S-610E
- Classified in accordance with IEC Publications 998-2 and 998-2-4

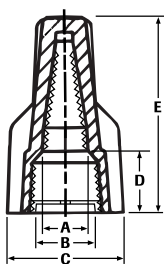


Model	Color	Wire Combination Range	Wire Combination Range (mm)	Quantity	Cat. No.
340°	Lt. Blue	600V* 22 thru 10 AWG Min. 2 #22 Max. 3 #12	600V* ,34mm <sup>2</sup> to 4,0mm <sup>2</sup> Min. 2-,34mm <sup>2</sup> Max. 3-4,0mm <sup>2</sup>	Box of 100	<b>30-340</b>
				Bag of 500	<b>30-640</b>
				Jar of 500	<b>30-640J</b>
				Barrel of 35,000	<b>30-840</b>
341°	Tan	600V* 22 thru 8 AWG Min. 3 #22 Max. 3 #10	600V* ,34mm <sup>2</sup> to 10,0mm <sup>2</sup> Min. 3-,34mm <sup>2</sup> Max. 3-6,0mm <sup>2</sup>	Box of 50	<b>30-141</b>
				Box of 100	<b>30-341</b>
				Jar of 400	<b>30-441J</b>
				Jar of 750	<b>30-341J</b>
				Carton of 1,000	<b>30-541</b>
				Keg of 5,000 (10 bags, 500 ea.)	<b>30-641</b>
				Barrel of 25,000	<b>30-841</b>
342°	Gray	600V* 18 thru 8 AWG Min. 3 #14 Max. 2 #8 w/2 #12	600V* ,75mm <sup>2</sup> to 10,0mm <sup>2</sup> Min. 3-2,5mm <sup>2</sup> Max. 2-10,0mm <sup>2</sup> w/2-4,0mm <sup>2</sup>	Box of 25	<b>30-142</b>
				Box of 50	<b>30-342</b>
				Keg of 2,500 (10 bags, 250 ea.)	<b>30-642</b>

\*1,000V maximum in fixtures and signs



Combination	2#22	3#22	3#14	3 #12	3#10	2#8 w/2#12
Cir Mil Area	1,280 (.65mm <sup>2</sup> )	1,920 (.97mm <sup>2</sup> )	12,330 (6.24mm <sup>2</sup> )	19,590 (9.93mm <sup>2</sup> )	31,140 (15.78mm <sup>2</sup> )	46,080 (23mm <sup>2</sup> )
340°						
341°						
342°						



### Dimensions (Inches/mm)

Model	A	B	C	D	E
340° Lt. Blue	5/16 7.8	3/8 9.5	39/64 15.2	27/64 10.6	63/64 24.9
341° Tan	17/64 7	29/64 11.5	23/32 18	23/64 9	1-1/8 28.5
342° Gray	3/8 9.5	9/16 20	1.0 25.5	13/32 10.5	1-19/64 33