

Pilot and Signaling Devices

Section 9

Heavy-Duty 30.5 mm Watertight/Oiltight Selector Switches

CR104P

Knob Operated

Non-Illuminated

600 Volts Max. AC/DC

10 Amperes Continuous

Units are supplied factory-assembled when ordered with contact block.

Product Number and price do not include nameplate. All nameplates must be ordered as a separate item.


Suitable for use in NEMA Type 1, 3, 3R, 4, 4X, 12, and 13 applications, when mounted in enclosures rated for those same applications. For some NEMA Type 4X applications, protective caps will improve corrosion resistance.

2-Position - Black Knob<sup>1</sup>

Release Type	2 Position Cam Code	Contact Configuration	Product Number <sup>1</sup>
Maintained	1	None	CR104PSG21B
Maintained	1	1NO-1NC	CR104PSG21B91
Maintained	1	2NO-2NC	CR104PSG21B92
Spring Return L → C	2	None	CR104PSG12B
Spring Return L → C	2	1NO-1NC	CR104PSG12B91
Spring Return L → C	2	2NO-2NC	CR104PSG12B92
Spring Return R → C	3	None	CR104PSG63B
Spring Return R → C	3	1NO-1NC	CR104PSG63B91
Spring Return R → C	3	2NO-2NC	CR104PSG63B92

<sup>1</sup>To order knob in a color other than black, replace the “B” in listed Product Numbers with E (Yellow), G (Green), L (Blue), or R (Red).

2-Position Selector Switches - Non-Illuminated




Operator Position 			Cam #1		Cam #2		Cam #3	
			Type of Contact Block	Mounting Location Left/Right	Type of Contact Block	Mounting Location Left/Right	Type of Contact Block	Mounting Location Left/Right
Contact State	O	–	X	NO	L or R	–	–	–
	X	–	O	NC	L or R	–	–	–
	X	O	–	–	NO	L or R	–	–
	O	X	–	–	NC	L or R	–	–
	–	O	X	–	–	NO	L or R	L or R
	–	X	O	–	–	NC	L or R	L or R

– : This position is nonexistent or is a “pass through”.  
In the product number of a selector switch, the cam is identified by the fifth figure after the “104”.  
**Example:** CR104PSG2 1 B, the cam number is 1.

3-Position - Black Knob<sup>1</sup> - Maintained

Release Type	3 Position Cam Code	Contact Configuration	Product Number <sup>1</sup>
Maintained	4	None	CR104PSG34B
Maintained	4	1NO-1NC	CR104PSG34B91
Maintained	4	2NO-2NC	CR104PSG34B92
Maintained	2	None	CR104PSG32B
Maintained	2	1NO-1NC	CR104PSG32B91
Maintained	2	2NO-2NC	CR104PSG32B92
Maintained	3	None	CR104PSG33B
Maintained	3	1NO-1NC	CR104PSG33B91
Maintained	3	2NO-2NC	CR104PSG33B92
Maintained	5	None	CR104PSG35B
Maintained	5	2NO-2NC	CR104PSG35B92
Maintained	6	None	CR104PSG36B
Maintained	6	2NO-2NC	CR104PSG36B92

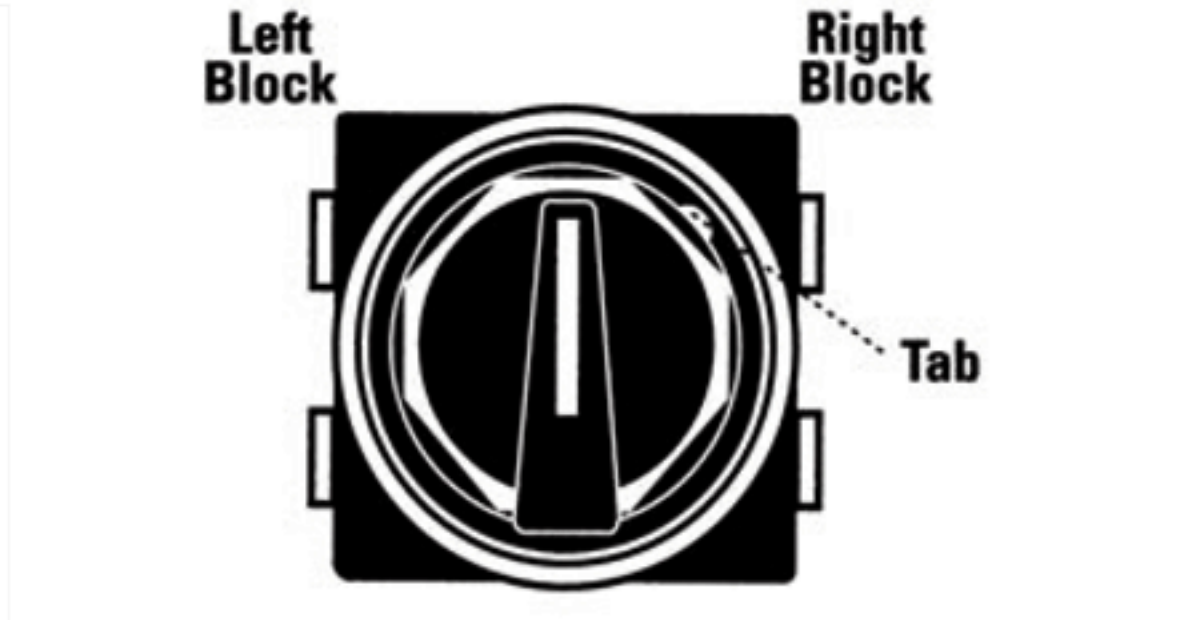
3-Position Selector Switches - Non-Illuminated

				Cam #4		Cam #2		Cam #3		Cam #5		Cam #6	
				Type of Contact Block	Mounting Location Left/Right	Type of Contact Block	Mounting Location Left/Right	Type of Contact Block	Mounting Location Left/Right	Type of Contact Block	Mounting Location Left/Right	Type of Contact Block	Mounting Location Left/Right
Operator Position													
Contact State	O	O	X	NO	L or R	–	–	NO	L or R	NO	L or R	NO	Left
	O	X	O	–	–	NC	L or R	NC	L or R	NC	Right	–	–
	X	O	O	NC	L or R	NO	L or R	–	–	NC	Left	NO	Right
	X	X	O	–	–	–	–	–	–	–	–	NC	Left
	O	X	X	–	–	–	–	–	–	–	–	NC	Right

In the product number of a selector switch, the cam is identified by the fifth figure after the “104”.  
**Example:** CR104PSG2 1 B, the cam number is 1.

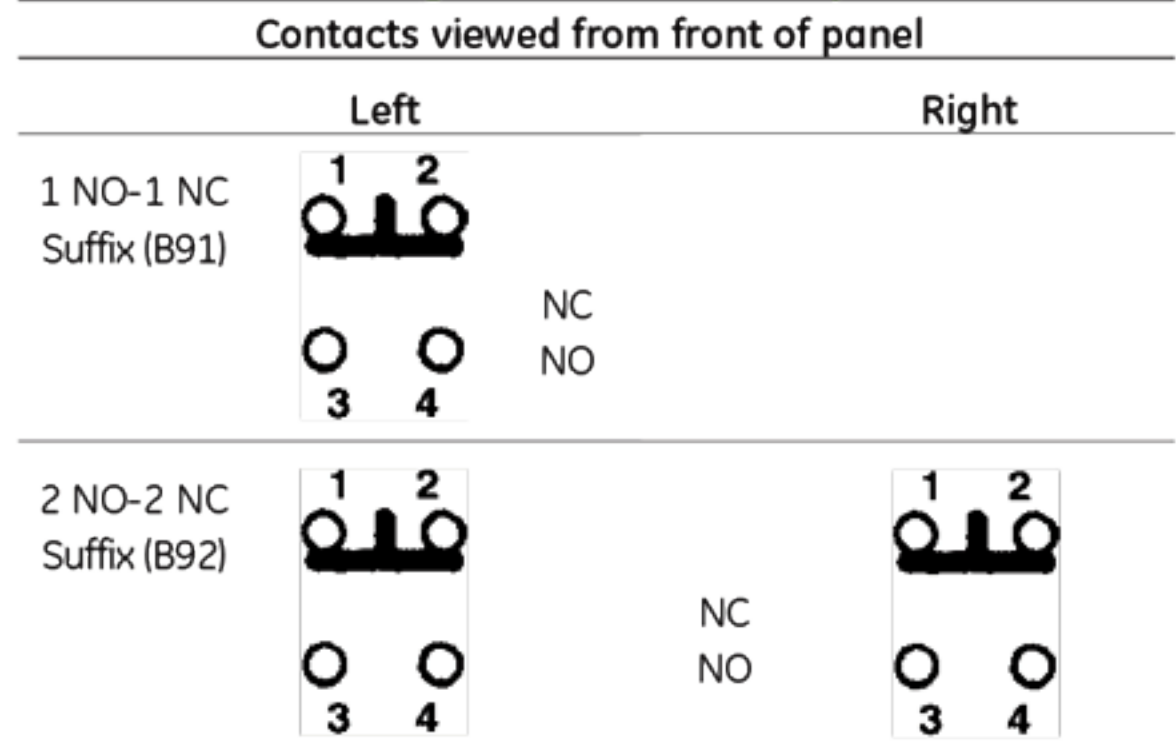


Knob-Operated Selector Switch



Contacts viewed from front of panel.

Schematic Diagrams - Factory Forms



Numbers and letters are molded into blocks at terminals.

3-Position - Black Knob<sup>1</sup> - Spring Return L→C

Release Type	3 Position Cam Code	Contact Configuration	Product Number <sup>1</sup>
Spring Return L → C	4	None	CR104PSG74B
Spring Return L → C	4	1NO-1NC	CR104PSG74B91
Spring Return L → C	4	2NO-2NC	CR104PSG74B92
Spring Return L → C	2	None	CR104PSG72B
Spring Return L → C	2	1NO-1NC	CR104PSG72B91
Spring Return L → C	2	2NO-2NC	CR104PSG72B92
Spring Return L → C	3	None	CR104PSG73B
Spring Return L → C	3	1NO-1NC	CR104PSG73B91
Spring Return L → C	3	2NO-2NC	CR104PSG73B92
Spring Return L → C	5	None	CR104PSG75B
Spring Return L → C	5	2NO-2NC	CR104PSG75B92
Spring Return L → C	6	None	CR104PSG76B
Spring Return L → C	6	2NO-2NC	CR104PSG76B92

<sup>1</sup>To order knob in a color other than black, replace the “B” in listed Product Numbers with E (Yellow), G (Green), L (Blue), or R (Red).

