




Three and four pole contactors 9 to 105A (AC3) 25 to 140A (AC1)

- Control circuit: Alternating current up to 690V
Direct current up to 440V
- Terminal numbering in accordance with EN 50005 and EN 50012
- Fixing by clipping onto 35mm DIN rail EN 50022-35 or by screws
- Screws protected against accidental contact in accordance with VDE 0106 T.100, VBG4.
- Ring terminal version
- Three coil terminals
- Mounting possibilities of front/side instantaneous auxiliary contact blocks, timed auxiliary contact blocks, mechanical latch, transient suppressor block and interface modules.
- Degree of protection: IP20 to CL00 ... CL02
IP10 to CL25 ... CL10
- Maximum number of auxiliary contacts: 4 for CL00 ... CL25
6 for CL04 ... CL45
8 for CL06 ... CL10

Standards

IEC/EN 60947-1	CSA 22.2/14
IEC/EN 60947-4-1	NFC 63-110
IEC/EN 60947-5-1	ASE 1025
EN 50005	VDE 0660/102
UL 508	CENELEC HD 419
NEMA ICS 1	
BS 5424 & 775	

Approvals



Standard voltages

To complete the catalogue number, replace the symbol \blacklozenge by the code corresponding to the voltage and frequency of the control circuit.

Alternating current (V). Dual-frequency coil

\blacklozenge	1	2	9	3	4	5	6	7	13	8	15
AC	24	42	48	110	120	220	230	240	400	440	480
50/60Hz				115							

Alternating current (V).

\blacklozenge	E	K	L	N	T	U	W	Y	Z
AC	32	127		220		380	415	500	660
50Hz				230		400		690	
AC			208	277	380	480	460	600	
60Hz									

Direct current (V)

For contactors type CL...D / Operating limits: 0.80 ... 1.10 x Us

\blacklozenge	B	D	E	F	G	H	I	J	K	N	P	R	T	X
Voltage	12	24	36	42	48	60	72	110	120	220	230	240	250	440
										125				

Coil with electronic module for contactors CL...E (can also be used with alternating current)

\blacklozenge	D	F	H	J	N	Y
Voltage	24	42	60	110	220	440
	28	48	72	125	250	

Direct current (V). Coil with wide voltage range (0.70 ... 1.30 x Us)

For contactors type CL...D

\blacklozenge	WB	WD	WE	WF	WG	WH	WI	WJ	WK	WN	WP	WR	WT	WX
DC	12	24	33	42	48	60	72	110	125	220	230	240	250	

Maximum number of add-on auxiliary contact blocks:


Coil with electronic module for contactors CL...E

\blacklozenge	WD	WE	WF	WH	WJ	WN
Voltage	24	33	48	72	110	220


CL00D...CL02D : 2NO or 1NC
CL03D...CL45D : 1NO and 1NC
CL05D...CL10D : 4NO or 2NC
CL05E...CL10E : 4 cont. aux.

Different auxiliary contact configurations, contact us.


Four pole contactors. Screw terminal



Max.oper.current Non-inductive loads		Admissible power AC1				Electrical endurance Operations	Power contacts		Control circuit: Alternating current		Control circuit: Direct current		Control circuit: Coil with electronic module (AC/DC)		
AC1 A	AC3 A	220V 230V	380V 400V	415V 440V	500V		Cat. AC1	d	b	Cat. no. ⁽¹⁾	Pack ⁽²⁾	Cat. no. ⁽¹⁾	Pack ⁽²⁾	Cat. no. ⁽¹⁾	Pack ⁽²⁾
		kW	kW	kW	kW							Ref. no. see bottom		Ref. no. see bottom	
25	12	9.5	16.5	18	21.5	1.5x10 ⁶	4	0	CL01A400T◆	5	CL01D400T◆	10			
32	18	12	22	23	27.5	1.5x10 ⁶	4	0	CL02A400T◆	5	CL02D400T◆	10			
45	25	17	29	32	39	2x10 ⁶	4	0	CL03A400M◆	10	CL03D400M◆	10			
60	32	22.5	39.5	43	52	1.5x10 ⁶	4	0	CL04A400M◆	10	CL04D400M◆	10			CL05E400M◆ 1
90	50	34	59	64	78	1.5x10 ⁶	4	0	CL05A400M◆	1	CL05D400M◆	1			CL07E400M◆ 1
110	65	42	72.5	79	95	1.8x10 ⁶	4	0	CL07A400M◆	1	CL07D400M◆	1			CL09E400M◆ 1
140	95	53	92	100	121	1.8x10 ⁶	4	0	CL09A400M◆	1	CL09D400M◆	1			



Max.oper.current Non-inductive loads		Admissible power AC3				Electrical endurance Operations	Power contacts		Control circuit: Alternating current		Control circuit: Direct current		Control circuit: Coil with electronic module (AC/DC)	
AC1 A	Motors <440V, 3~ 50/60Hz AC3 A	220V 230V	380V 400V	415V 440V	500V		d	b	Cat. no. ⁽¹⁾	Pack ⁽²⁾	Cat. no. ⁽¹⁾	Pack ⁽²⁾	Cat. no. ⁽¹⁾	Pack ⁽²⁾
		kW HP	kW HP	kW HP	kW HP					Ref. no. see bottom		Ref. no. see bottom		Ref. no. see bottom
25	12	3 4	5.5 7.5	5.5 7.5	7.5 10	2	2	CL01AB00T◆	5	CL01DB00T◆	5			
32	18	4 5.5	7.5 10	7.5 10	10 13.5	2	2	CL02AB00T◆	5	CL02DB00T◆	5			
45	25	7.5 10	12 16	12 16	15 20	2	2	CL03AB00M◆	10	CL03DB00M◆	10			
60	32	9 12	16 22	16 22	18.5 25	2	2	CL04AB00M◆	10	CL04DB00M◆	10			
90	40	11 15	18.5 25	22 30	25 34	2	2	CL05AB00M◆	1	CL05DB00M◆	1	CL05EB00M◆	1	
110	65	18.5 25	30 40	37 50	40 55	2	2	CL07AB00M◆	1	CL07DB00M◆	1	CL07EB00M◆	1	
110	80	22 30	37 50	45 60	45 60	2	2	CL08AB00M◆	1	CL08DB00M◆	1	CL08EB00M◆	1	



Spare coils	Model	Cat. no. ⁽¹⁾	Pack ⁽²⁾	Cat. no. ⁽¹⁾	Pack ⁽²⁾	Cat. no. ⁽¹⁾	Pack ⁽²⁾
	CL00 - CL25	LB1A ◆	5	LB1D ◆	5		
	CL03 - CL45	LB3A ◆	5	LB3D ◆	5		
	CL05A - CL08A	LB4A ◆	5	LB4D ◆	1		
	Coil + Electronic module CL05E - CL08E	LB4E ◆	1			LB4E ◆	1

3P and 4P contactors

A

B

C

D

E

F

G

H

I

X

