







### Fuseless starters

	Description	For use with contactor	ac/dc	Frame size	Cat. no.	Ref. no.	Pack.
 <p><b>Link modules</b></p>	For mechanical and electrical connection between contactors and manual motor starters	MC0., MC1..	ac/dc	GPS1	<b>GPF1LMCBA</b>	101410	5
		CL00A., CL01A., CL02A..	ac	GPS1	<b>GPF1L02AA</b>	101411	5
		CL00D., CL01D., CL02D..	dc	GPS1	<b>GPF1L02DA</b>	101412	5
		CL25A..	ac	GPS1	<b>GPF1L25AA</b>	101413	5
		CL25D..	dc	GPS1	<b>GPF1L25DA</b>	101414	5
		CL03A., CL04A	ac	GPS1	<b>GPF1L04AA</b>	107165	5
		CL03D., CL04D	dc	GPS1	<b>GPF1L04DA</b>	107166	5
		CL03A., CL04A..	ac	GPS2	<b>GPF2L04AA</b>	107190	5
		CL45A..	ac	GPS2	<b>GPF2L45AA</b>	101415	5
		CL03D., CL04D..	dc	GPS2	<b>GPF2L04DA</b>	107191	5
		CL45D..	dc	GPS2	<b>GPF2L45DA</b>	101416	5
		CL06A., CL07A..	ac	GPS2	<b>GPF2L07AA</b>	101417	5
		For use with MCCB Record Plus with CL09/10A	-	-	-	<b>GPF3L09AA</b>	107252
	For mechanical and electrical connection between contactor and thermal overload relays RT1	CL00.. - CL25	ac/dc	GPS1	<b>GPF1L25CT1</b>	101512	5
CL03.. - CL45		ac/dc	GPS2	<b>GPF1L45CT1</b>	101513	5	
 <p><b>Base plates</b></p>	Plastic plates for mounting the fuseless starter in panels or in 35 mm DIN rail	CL00., CL01., CL02., CL25..	ac/dc	GPS1	<b>GPF1B1A</b>	101418	5
		CL03., CL04... and CL45..	ac/dc	GPS2	<b>GPF2B2A</b>	101419	5
		CL06., CL07..	ac/dc	GPS2	<b>GPF2B3A</b>	101420	5
		CL03., CL04..	ac/dc	GP	<b>GPF1B4A</b>	107163	5
 <p><b>Base plates</b></p>	For use with MCCB Record Plus	-	-	-	<b>GPF3B5A</b>	107253	1
 <p><b>Link connector</b></p>	For two base plates for reversing applications	-	-	-	<b>GPF1CBA</b>	101427	10
 <p><b>Wiring kits for reversing starters</b></p>	Suitable to be used with link modules Upper and lower connections without overload relays	MC0., MC1., MC2..	ac/dc		<b>WKMIU</b>	101421	1
		CL00., CL01., CL02..	ac/dc		<b>WKLI02P</b>	101422	1
		CL25..	ac/dc		<b>WKLI25P</b>	101423	1
		CL03., CL04...	ac/dc		<b>WKLI04P</b>	101424	1
		CL45..	ac/dc		<b>WKLI45P</b>	101425	1
		CL06A., CL07A.	ac		<b>WKLI07P</b>	101426	1
 <p><b>Plastic cover</b></p>	Fit the plastic cover into the front of the correspondent contactor to allow a clear identification of the terminal numbering	CL00., CL01.. and CL02 without built-in auxiliary contact			<b>GPF00C02</b>	107098	5
		CL00., CL01.. and CL02 with built-in 1NO auxiliary contact			<b>GPF10C02</b>	107099	5
		CL00., CL01.. and CL02 with built-in 1NC auxiliary contact			<b>GPF01C02</b>	107100	5
		CL25..			<b>GPF00C25</b>	107101	2
		CL03., CL04.. without built-in auxiliary contact			<b>GPF00C04</b>	107102	5
		CL03., CL04.. with built-in 1NO auxiliary contact			<b>GPF10C04</b>	107103	5
		CL03., CL04.. with built-in 1NC auxiliary contact			<b>GPF01C04</b>	107105	5
		CL45..			<b>GPF00C45</b>	107106	5
		CL06., CL07..			<b>GPF00C08</b>	107107	5

Order codes

A

B

C

D

E

F

G

H

I

X

