

3. Select Front

Select a front of the correct height (see Step 1). For additional front options, see Section 9 of the BuyLog® Catalog (GEP-1100).



Door within Door



Standard



Front Hinged to Box

Front Height	Standard (20" wide)			Door Within Door (20" wide)			Front Hinged To Box (20" wide)			Standard (30" Wide)		
	Flush ^①	Surface ^①	List Price, GO-134B	Flush ^①	Surface ^①	List Price, GO-134B	Flush ^①	Surface ^①	List Price, GO-134B	Flush ^①	Surface ^①	List Price, GO-134B
31.5"	AF31F	AF31S	\$174.00	AF31FP	AF31SP	\$412.00	AF31FD	AF31SD	\$284.00	AF31FW	AF31SW	\$424.00
37.5"	AF37F	AF37S	191.00	AF37FP	AF37SP	429.00	AF37FD	AF37SD	301.00	AF37FW	AF37SW	441.00
43.5"	AF43F	AF43S	218.00	AF43FP	AF43SP	456.00	AF43FD	AF43SD	328.00	AF43FW	AF43SW	468.00
49.5"	AF49F	AF49S	257.00	AF49FP	AF49SP	495.00	AF49FD	AF49SD	367.00	AF49FW	AF49SW	507.00
64.5"	AF64F	AF64S	326.00	AF64FP	AF64SP	564.00	AF64FD	AF64SD	436.00	AF64FW	AF64SW	576.00
76.5"	AF76F	AF76S	367.00	AF76FP	AF76SP	605.00	AF76FD	AF76SD	477.00	AF76FW	AF76SW	617.00

① For CSA label, add "A" suffix to catalog number.

4. Select Main and/or Sub-feed Breaker Kit

Select a main breaker kit appropriate for your interior type (see Step 1), amp rating and kAIC rating. If a sub-feed breaker is required, repeat this selection process.

Circuit breakers are only included in kits ending in "WB". "WB" kits include a breaker, mounting kit and load-side lugs; rating plugs sold separately.

Interior Type	Cat. No.	List Price, GO-101P	Panel Amps	No. of Poles	Breaker Rating (kAIC)							
					10	14	22	25	65	100	200	
AQU1: 240 VAC, 1 Phase	MB612	\$35.00	100	2	THQB		THHQB					
	MB614	80.00	100	4	(2) THQB		(2) THHQB					
	MB512	118.00	225	2	TQD		THQD					
	MB335WB	3800.00	400	2					SGDA+Kit			
	MB332	145.00	400	2					SGHA	SGLA	SGPA	
	MB332	145.00	600	2					SGHA	SGLA	SGPA	
AQU3: 208/120 VAC, 3 Phase	MB332WB	4225.00	600	2					SGHA+Kit			
	MB613	35.00	100	3	THQB		THHQB					
	MB616	90.00	100	6 ^⑤	(2) THQB		(2) THHQB					
	MB513	92.00	225	3	TQD		THQD					
	MB516	210.00	400	6 ^⑤	(2) TQD		(2) THQD					
	MB233	125.00	225	3					SFHA	SFLA	SFPA	
	MB233WB	1325.00	225	3					SFHA+Kit			
	MB2332 ^④	125.00	400	6 ^{④⑤}					2nd SFHA			
	MB2332WB^④	1500.00	400	6 ^{④⑤}					2nd SFHA+Kit			
	MB331WB	4600.00	400	3					SGDA+Kit			
AEU3: 480/277 Vac, 3 Phase	MB333	160.00	400	3					SGHA	SGLA	SGPA	
	MB333	160.00	600	3					SGHA	SGLA	SGPA	
	MB333WB	5100.00	600	3					SGHA+Kit			
	MB423	35.00	100	3		TEY						
	MB426	90.00	100	6 ^⑤		(2) TEY						
	MB133	52.00	150	3		TED ^①		THED				
	MB133	52.00	150	3				SEHA	SELA	SEPA		
	MB133WB	1000.00	150	3				SEHA+Kit				
	MB233	125.00	225	3				SFHA ^③	SFLA	SFPA		
	MB233WB	1325.00	225	3				SFHA+Kit ^③				
MB2332 ^④	125.00	400	6 ^{④⑤}				2nd SFHA ^③					
MB2332WB^④	1500.00	400	6 ^{④⑤}				2nd SFHA+Kit ^③					
MB334WB	4600.00	400	3				SGHA+Kit					
MB333	160.00	400	3				SGHA ^③	SGLA	SGPA			
MB333	160.00	600	3				SGHA ^③	SGLA	SGPA			
MB333WB	5100.00	600	3				SGHA+Kit ^③					


① Actual breaker rating is 18kAIC.

② Actual breaker rating is 30kAIC.


③ Actual breaker rating is 35kAIC.

④ To achieve 6 poles of subfeed, the MB233WB or MB233 kit is also required.


⑤ 6 poles of subfeed applies only to 400A and 600A interiors.



MB513
Breaker Kit



MB516
6-pole Breaker Kit



MB233WB
"WB" Breaker Kit