

GE Consumer & Industrial  
Electrical Distribution

# Record Plus™ FB 100


Current Limiting Molded Case Circuit Breakers

## Catalog/Selection Guide




imagination at work

# FB 100 Amp Frame Overview



- ❶ Breaker Frame Rating
- ❷ Product Description
- ❸ Standards & Markings
- ❹ Interrupting Ratings
- ❺ Lug Data & Torque Info
- ❻ Catalog Number
- ❼ Push to Trip

## FB Breaker Markings

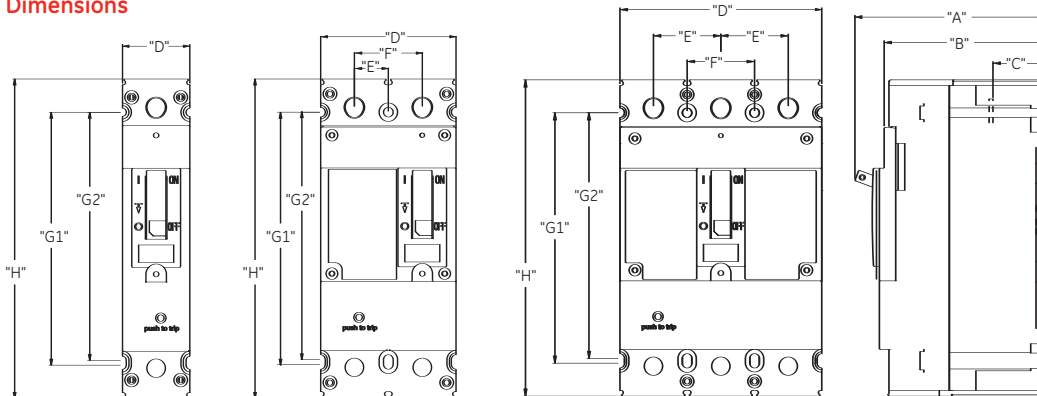
 us	UL file E-11592	
HACR	15 to 100A	1, 2, 3 Pole
HID	15 to 50A	1, 2, 3 Pole
NAVAL	15 to 100A	1, 2, 3 Pole
Cu/Al 60/75°C	15 to 100A	1, 2, 3 Pole
Current Limiting	15 to 100A	1, 2, 3 Pole

FB breakers are NOT marked LINE/LOAD and can be reverse fed.

## Interrupting Ratings

Ampere Rating	Maximum Voltage	Type	Poles	UL Listed Interrupting Rating rms Symmetrical Amperes (Thousands) AC Voltage				
				240	277	347	480	600/347
15-100	600Y/347 Vac	FBV	1	35	35	22	-	-
			2	65	-	-	35	22
			3	65	-	-	35	22
		FBN	1	65	65	25	-	-
			2	150	-	-	65	25
			3	150	-	-	65	25
		FBH	1	100	100	35	-	-
			2	200	-	-	100	35
			3	200	-	-	100	35
		FBL	1	100	100	42	-	-
			2	200	-	-	150	42
			3	200	-	-	150	42

## Dimensions



Dimensions (inches)	Poles		
	1	2	3
A	3.88	3.88	3.88
B	3.28	3.28	3.28
C	1.06	1.06	1.06
D	1.36	2.74	4.11
E	NA	0.69	1.38
F	NA	1.38	1.38
G1	5.11	5.11	5.11
G2	5.01	5.01	5.01
H	6.45	6.45	6.45

## Catalog Number Structure

**F** **B** **N** **3** **6** **TE** **050** **R**

Family <b>F</b> = Record Plus	Frame Rating (Amperes) <b>B</b> = 100	Interruption Capacity <b>V</b> = 35kA <b>N</b> = 65kA <b>H</b> = 100 kA <b>L</b> = 150kA	Poles <b>1</b> = 1 pole <b>2</b> = 2 poles <b>3</b> = 3 poles	Voltage Rating <b>6</b> = 600/347	Type <b>TE</b> = Fixed Thermal Magnetic	Rated Current (A) <sup>1</sup> <b>015 - 100</b>	Connection <b>R</b> = Standard, No Lugs <b>R2</b> = Load Lugs Only <b>RV</b> = A-Series AD Plus Lighting Panel (Includes load lugs and panel connections)
----------------------------------	--	--	--	--------------------------------------	--	--	--

<sup>1</sup>Available ampere ratings: 15, 20, 25, 30, 35, 40, 45, 50, 60, 70, 80, 90, 100.

## Internal Accessories




Refer to Next Page for Mounting Locations & Limitations

### Shunt Trip & Undervoltage Release

		Shunt Trip	Undervoltage Release
		☐	☐
Vac	Vdc	Catalog Numbers	
-	12	FASHTBW	n/a
24	24	FASHTDW	FAUVRDW
48	48	FASHTFW	FAUVRFW
110 - 130	110 - 125	FASHTJW	FAUVRJW
120	-	FASHTKW	FAUVRKW
220 - 240	250	FASHTNW	FAUVRNW
277	-	FASHT7W	FAUVR7W
400 - 480	-	FASHTUW	FAUVRUW

UL Listed for field installation. Accessories are prewired from the factory with 36 inch long leads (#18 AWG). Shunt trip wire leads are black and UVR wire leads are blue.

### Bell Alarm & Auxiliary Switches

Bell Alarm Switches	Auxiliary Switches		Contact Configuration	Contacts	Contact Rating	Wire Leads
						
FABAM10W	FAS10LW	FAS10RW	1 NO (Form A)	Standard	5A @ 277Vac 0.3A @ 125Vdc	#16 AWG
FABAM01W	FAS01LW	FAS01RW	1 NC (Form B)	Standard		
FABAM11W	FAS11LW	FAS11RW	1 NO + 1 NC (Form C)	Standard	1A @ 30Vac/dc	#18 AWG
FABAM11GW	FAS11LW	FAS11RGW	1 NO + 1 NC (Form C)	Gold plated		

UL Listed for field installation. Accessories are prewired from the factory with 36 inch long leads. Reference instruction sheet DEH-40324 for wire lead colors.

## External Accessories

### Padlock Devices

Suitable for use on 1, 2 and 3 pole FB breakers

Description	Catalog Number
Padlock, Fixed Toggle	FB1PF
Padlock, EUSERC Toggle	FB1PE





### Lugs

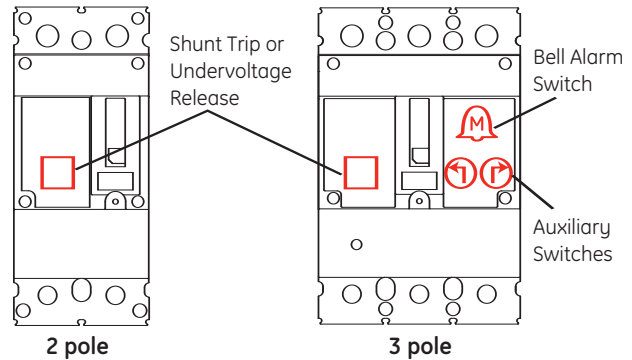
Description	Catalog Number (Individual Lugs)	Catalog Number (3-Lug Kits)	Wire Range (60/75° C Insulated Conductor)	Torque	Tool
Lug (15 to 20A)	FCAL12	FCALK12	14-10 AWG Cu/Al	25-32 lb-in	Slot
Lug (25 to 60A)	FCAL13	FCALK13	10-4 AWG Cu/Al	25-32 lb-in	5/32" Hex
Lug (70 to 100A)	FCAL14	FCALK14	4-1/0 AWG Cu/Al	25-32 lb-in	5/32" Hex

### Panelboard Mounting Kits

Panelboard	Description	Catalog Number	Notes
A-Series AD Plus	Breaker Mounting Kit - A-Series AD Plus Panelboard	ASPFB12P	Kit includes screws and washers for mounting up to 12 poles. Order FB breaker with "RV" suffix for <b>A-Series AD Plus Panelboards</b> .
Spectra™ Bolt-on	Bolt-On FB Strap and Cover Kit 2 Pole	AMCB4FBFP	These kits can also be used to mount single pole breakers. Order FB breaker with "R2" suffix for <b>Spectra Series™ Power Panelboards</b> .
	Bolt-On FB Strap Kit 2 Pole	AMCB4FB	
	Bolt-On FB Strap and Cover Kit 3 Pole	AMCB6FBFP	
	Bolt-On FB Strap Kit 3 Pole	AMCB6FB	
	Mounting Hardware Only (No Brackets or Straps)	AHKFB1	
Spectra™ Plug-in	FB Module 2 Pole with Covers	AMC4FBFP	
	FB Module 2 Pole	AMC4FB	
	FB Module 3 Pole with Covers	AMC6FBFP	
	FB Module 3 Pole	AMC6FB	
	Mounting Hardware - Single Breaker	AHKFB1	
Spectra™ ADS	FB Module 2 Pole with Covers ADS	AMC4FBSFP	
	FB Module 2 Pole ADS	AMC4FBS	
	FB Module 3 Pole with Covers ADS	AMC6FBSFP	
	FB Module 3 Pole ADS	AMC6FBS	

## Internal Accessory Mounting Locations & Limitations

Accessory	Mounting Pocket Location	Accessory Installation		
		1 Pole	2 Pole	3 Pole
Shunt Trip or Under Voltage Release		0	1	1
Aux. Switch - Left Mount		0	0	1
Aux. Switch - Right Mount		0	0	1
Bell Alarm		0	0	1
Maximum Number of Internal Accessories That Can Be Installed		0	1	4



## Publications & References

Available for download from [www.geindustrial.com/publibrary](http://www.geindustrial.com/publibrary)

### FB Breaker

Installation Instructions	DEH-41073
Fact Sheet	DET-406

### FB Breaker Accessories

Bell Alarm & Aux. Switch	DEH-40324
Shunt Trip & UVR	DEH-40363
Padlock Device	DEH-40521
Lug Kits	DEH-40532

### Panelboards

A-Series AD Plus Catalog/Selection Guide	DEP-134
A-Series AD Plus Fact Sheet	DET-397
Spectra Power Panel - Plug-in Kits	DEH-41123
Spectra Power Panel - Bolt-on Kits	DEH-41124
Spectra Power Panel - Filler Plates	DEH-41125

### Series Ratings

DET-008

### Outline Drawings

FB 1 Pole	10091632SH1
FB 2 Pole	10091636SH1
FB 3 Pole	10091641SH1

### Time Current Curves

15A FB & FC	DES-013
20A FB & FC	DES-014
25A FB & FC	DES-015
30A FB & FC	DES-016
35A FB & FC	DES-017
40A FB & FC	DES-018
45A FB & FC	DES-019
50A FB & FC	DES-020
60A FB & FC	DES-021
70A FB & FC	DES-022
80A FB & FC	DES-023
90A FB & FC	DES-024
100A FB & FC	DES-025

### Peak Let-Through Current/Energy Curves

FB & FC Peak Let-Through Current	DES-030
FB & FC Let-Through Energy	DES-031

Data are subject to change without notice. Should further information be desired, or should particular problems arise that are not sufficiently covered here for the purchaser's purposes, the matter should be referred to the General Electric Company.

### GE Consumer & Industrial

41 Woodford Avenue, Plainville, CT 06062  
[www.geindustrial.com](http://www.geindustrial.com)

© 2006 General Electric Company

