








# HEAVY-DUTY SPLINE, SDS AND SDS MAX HAMMER ACCESSORIES

## HEAVY-DUTY STANDARD SDS HAMMER BITS

DESCRIPTION DIA. X U.L. X O.L. (INCHES)			
		2 CUTTER	4 CUTTER
5/8 x 6 x 8		-	48-20-7200
5/8 x 10 x 12		-	48-20-7203
5/8 x 16 x 18		-	48-20-7206
11/16 x 6 x 8		48-20-7058	-
3/4 x 6 x 8		48-20-7061	48-20-7210
3/4 x 8 x 10		48-20-7063	-
3/4 x 10 x 12		48-20-7065	48-20-7215
3/4 x 16 x 18		48-20-7066	48-20-7220
3/4 x 22 x 24		48-20-7067	-
7/8 x 6 x 8		48-20-7071	48-20-7225
7/8 x 10 x 12		48-20-7072	48-20-7230
7/8 x 16 x 18		48-20-7075	48-20-7236
1 x 8 x 10		48-20-7080	48-20-7240
1 x 16 x 18		48-20-7085	48-20-7246
1-1/8 x 8 x 10		-	48-20-7250
1-1/8 x 16 x 18		-	48-20-7256

				FITS HEX 5/16" CONDRIVE SLEEVE	
2 CUTTER SDS BITS - WITH HEX SHOULDER FOR TAP-CON® SCREW SYSTEM					
2 CUTTER SINGLE PIECE POUCH CAT. NO.	2 CUTTER BULK 25 BITS PER BOX CAT. NO.	BIT DIA.	USABLE LENGTH	OVERALL LENGTH	
48-20-7090	-	5/32"	2"	5"	
48-20-7096	48-20-7196	5/32"	3"	6"	
48-20-7091	48-20-7191	5/32"	4"	7"	
48-20-7097	-	3/16"	2"	5"	
48-20-7098	48-20-7198	3/16"	3"	6"	
48-20-7092	48-20-7192	3/16"	4"	7"	



**"A" TAPER ADAPTER**

48-66-6502 For use with "A" Taper Bits. Includes Drift Pin 48-86-0120



**SPLINE TO SDS ADAPTER**

48-03-3015 For use with SDS bits.



**SDS-MAX TO SDS ADAPTER**

48-03-3025 For use with SDS bits.

## HEAVY-DUTY COMPONENT SYSTEMS ††

DIAMETER	DRILLING DEPTH	CORE BODY W/ GUIDE PLATE & CENTERING PIN†			EXTENSION 7-1/2" LONG	REPLACEMENT GUIDE PLATE	REPLACEMENT CENTERING PIN
			SDS ADAPTER SHANKS 8" LONG	SDS ADAPTER SHANKS 12" LONG			
1"	3-3/16"	48-20-5005 †	48-03-3545	48-03-3551	48-95-6070	N/A	N/A
1-1/8"	3-3/16"	48-20-5010 †	48-03-3545	48-03-3551	48-95-6070	N/A	N/A
1-1/4"	3-3/16"	48-20-5015	48-03-3545	48-03-3551	48-95-6070	48-20-6151	48-20-6150
1-3/8"	3-3/16"	48-20-5020	48-03-3545	48-03-3551	48-95-6070	48-20-6152	48-20-6150
1-1/2"	3-3/16"	48-20-5025	48-03-3545	48-03-3551	48-95-6070	48-20-6153	48-20-6150
1-3/4"	2-13/16"	48-20-5030	48-03-3555	48-03-3561	48-95-6075	48-20-6156	48-20-6155
2"	2-13/16"	48-20-5035	48-03-3555	48-03-3561	48-95-6075	48-20-6157	48-20-6155
2-1/2"	2-13/16"	48-20-5040	48-03-3555	48-03-3561	48-95-6075	48-20-6158	48-20-6155
3"	2-13/16"	48-20-5045	48-03-3555	48-03-3561	48-95-6075	48-20-6159	48-20-6155
3-1/2"	2-13/16"	48-20-5050	48-03-3555	48-03-3561	48-95-6075	48-20-6160	48-20-6155
4"	2-13/16"	48-20-5055	48-03-3555	48-03-3561	48-95-6075	48-20-6161	48-20-6155

† Guide plate and centering pin not included with 1" & 1-1/8" diameter core bits.

†† Thin wall core bits 4" and less should only be used in SDS hammers.