
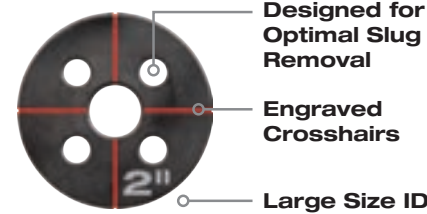


EXACT™ PUNCHES AND DIES

Clearest Alignment in Mild and Stainless



Punches and Dies

- Rated for both mild and stainless steel
- Improves set-up and slug removal speed
- Compatible with competitive knockout tools**

EXACT™ PUNCHES, DIES, DRAW STUDS AND ADAPTERS

Punches and Dies

49-16-2660*	1/2" Die
49-16-2660S	1/2" Die
49-16-2661*	1/2" Punch
49-16-2661S	1/2" Punch
49-16-2662	3/4" Die
49-16-2663	3/4" Punch
49-16-2664	1" Die
49-16-2665	1" Punch
49-16-2666	1-1/4" Die
49-16-2667	1-1/4" Punch
49-16-2668	1-1/2" Die
49-16-2669	1-1/2" Punch
49-16-2670	2" Die
49-16-2671	2" Punch
49-16-2672	2-1/2" Die
49-16-2673	2-1/2" Punch
49-16-2674	3" Die
49-16-2675	3" Punch
49-16-2676	3-1/2" Die
49-16-2677	3-1/2" Punch
49-16-2678	4" Die
49-16-2679	4" Punch

*These items are intended only for Mild Steel.

Sink Punches & Dies


49-16-2705	7/8" Sink Die
49-16-2706	7/8" Sink Punch
49-16-2700	1-3/8" Sink Die
49-16-2701	1-3/8" Sink Punch

Draw Studs

49-16-2621	3/8" Ball Bearing Draw Stud
49-16-2622	3/4" Ball Bearing Draw Stud
49-16-2680	7/16" Draw Stud
49-16-2681	3/4" Draw Stud
49-16-2682	1-1/8" Draw Stud

Adapters

49-16-2684	3/8" Adapter for EXACT™ 2-1/2" - 4" Dies to 3/4" Draw Studs
49-16-2685	Adapter for M18™ FORCE LOGIC™ Knockout Tool to other major brands of punches and dies



EXACT™ Dies and EXACT™ Punches can be used on mild and stainless steel. Must be used together for stainless capability.
**Die sizes 2-1/2" - 4" must be used with adapter (model number 49-16-2684) for competitive compatibility.

M18™ FORCE LOGIC™ KNOCKOUT TOOL MODELS



M18™ FORCE LOGIC™ 6 Ton Knockout Tool 2677-20*

Includes: 7/16" Draw Stud, 3/4" Draw Stud, Quick Connect Alignment System, (1) M18™ REDLITHIUM™ 2.0 Compact Battery Pack, M18™ and M12™ Multi-Voltage Charger and Carrying Case



M18™ FORCE LOGIC™ 10 Ton Knockout Tool 2676-20*

Includes: 7/16" Draw Stud, 3/4" Draw Stud, Quick Connect Alignment System, Adapter, (2) M18™ REDLITHIUM™ XC Extended Capacity Battery Packs, M18™ and M12™ Multi-Voltage Charger and Carrying Case

M18™ FORCE LOGIC™ 10 Ton Knockout Tool Kit with 1/2" to 2" Punches and Dies 2676-22

Includes: 7/16" Draw Stud, 3/4" Draw Stud, Quick Connect Alignment System, EXACT™ 1/2" to 2" Conduit Punches and Dies, (2) M18™ REDLITHIUM™ XC Extended Capacity Battery Packs, M18™ and M12™ Multi-Voltage Charger and Carrying Case

M18™ FORCE LOGIC™ 6 Ton Knockout Tool Kit with 1/2" to 2" Punches and Dies 2677-21

Includes: 7/16" Draw Stud, 3/4" Draw Stud, Quick Connect Alignment System, EXACT™ 1/2" to 2" Conduit Punches and Dies, (1) M18™ REDLITHIUM™ 2.0 Compact Battery Pack, M18™ and M12™ Multi-Voltage Charger and Carrying Case

M18™ FORCE LOGIC™ 10 Ton Knockout Tool Kit with 1/2" to 4" Punches and Dies 2676-23

Includes: 7/16" Draw Stud, 3/4" Draw Stud, 1-1/8" Draw Stud, Quick Connect Alignment System, EXACT™ 1/2" to 4" Conduit Punches and Dies, (2) M18™ REDLITHIUM™ XC Extended Capacity Battery Packs, M18™ and M12™ Multi-Voltage Charger and Carrying Case

*Punches and dies not included

HAND RATCHET AND ACCESSORY SETS

EXACT™ 1/2" to 2" Hand Ratchet Knockout Set 49-16-2694

Includes: Wrench, 3/8" and 3/4" Ball Bearing Draw Studs, EXACT™ 1/2" to 2" Conduit Punches and Dies, Grease Tube and Carrying Case

EXACT™ 1/2" to 1-1/4" Knockout Set 49-16-2692

Includes: 3/8" and 3/4" Ball Bearing Draw Studs, EXACT™ 1/2" to 1-1/4" Conduit Punches and Dies and Carrying Case

EXACT™ 1/2" to 2" Knockout Set 49-16-2693

Includes: 7/16" and 3/4" Draw Studs, EXACT™ 1/2" to 2" Conduit Punches and Dies and Carrying Case

EXACT™ 2-1/2" to 4" Knockout Set 49-16-2695

Includes: 1-1/8" Draw Stud, EXACT™ 2-1/2" to 4" Conduit Punches and Dies and Carrying Case

EXACT™ 1-3/8" Sink Hand Ratchet Knockout Set 49-16-2702

Includes: Wrench, 3/8" and 3/4" Ball-Bearing Draw Stud, EXACT™ 7/8" and 1-3/8" Sink Die, EXACT™ 7/8" and 1-3/8" Sink Punch, 5/16" RED HELIX™ Cobalt Drill Bit, 1/2" RED HELIX™ Cobalt Drill Bit, Grease Tube and Carrying Case



ADD TO YOUR SYSTEM WITH TOOL-ONLY OPTIONS.



FORCELOGIC™



NEW
M18™ FORCE LOGIC™ 6 TON AND 10 TON KNOCKOUT SYSTEM



milwaukeetool.com/m18-knockout

6 AND 10 TON KNOCKOUT-SS
XXX_DSR_15-M11-1650 12/15

FORCELOGIC™

What is FORCE LOGIC™?

FORCE LOGIC™ is engineered to not only improve upon, but fundamentally change the way high-force tools are used in the field. Through thoughtful design and innovation each tool simplifies a complicated process to deliver the best user experience of its kind. Whether it's the 750 MCM Cable Cutter that has a compact open jaw and a high speed hydraulic pump delivering the fastest installation-ready cuts, or the knockout system that can be set up without the weight of the tool, FORCE LOGIC™ always delivers the smartest way to work.

THE EASIEST WAY TO PUNCH



NEW
M18™ FORCE LOGIC™
6 Ton Knockout Tool
2677-21



M18™ FORCE LOGIC™
10 Ton Knockout Tool
2676-23



MILWAUKEE® KNOCKOUT PROCESS

Every Step Made Faster and Easier



Set up
Bold crosshairs and a clear view of the work surface make alignment fast and easy



Connect
Grab the tool and snap it on to the quick connect



Punch
Just pull the trigger to punch the hole with ease

Quick Connect Alignment System

- Delivers the easiest set-up
- Speeds up repetitive punching
- Enables clearest view of the work surface



M18™ FORCE LOGIC™
6 TON KNOCKOUT TOOL



M18™ FORCE LOGIC™
10 TON KNOCKOUT TOOL



- Ideal for service
- Punches 4" holes in 14 gauge mild steel
- Compact head for best clearance
- Compatible with all major brands of punches and dies**

- Ideal for new construction
- Punches up to 4" holes in 12 gauge stainless steel
- Compatible with all major brands of punches and dies**

REDLITHIUM™ PROTECTION

- Compatible with entire M18™ system
- Most durable pack on the market
- Over 2X more recharges than the leading competitor
- Fuel gauge displays remaining charge
- Operates down to -18°C / 0°F



**Die sizes 2-1/2" - 4" must be used with adapter (model number 49-16-2685) for competitive compatibility.