

End seal and lighted end seal kits

The E-100-A and E-100-L-A serve as above-insulation end seal kits for Raychem® brand BTV, QTVR, XTV, KTV, or VPL heating cables. They are approved by FM, CSA, and PTB for use in hazardous locations.

Both the E-100-A and the E-100-L-A are mounted on the pipe and project through the thermal insulation and cladding for ease of maintenance. The E-100-L-A end seal with signal light uses an array of bright LEDs for exceptional visibility and long product life.

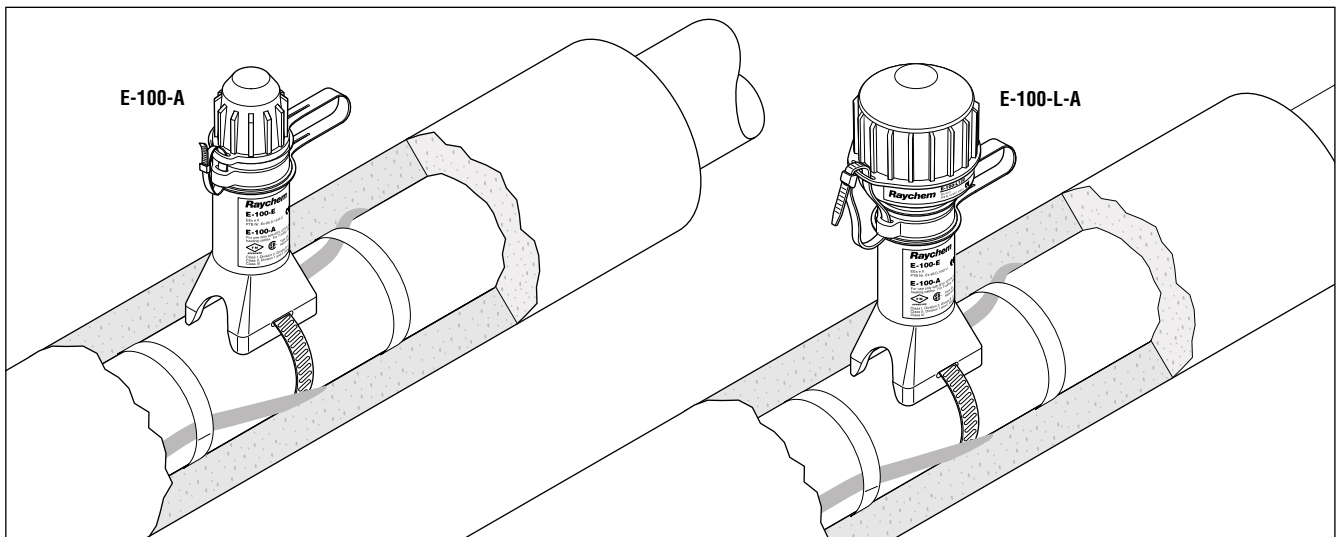
These rugged end seals are made from high-







performance engineering polymer and resist impact, high temperature, and chemical and UV exposure. The stand allows for up to 4 inches (100 mm) of thermal insulation. The encapsulated light and boot reliably prevent moisture and dust ingress. The industrial-grade electronics used in the E-100-L-A are encapsulated.

Both the E-100-A and E-100-L-A are re-entenable, allowing easy access for testing. Voltage and continuity checks can be done by simply unscrewing the E-100-A cap and

removing the reusable sealing boot. The E-100-L-A makes maintenance even easier by allowing for visual inspection of heating circuit continuity. The E-100-L-A is available in two voltages and can be retrofitted into previously installed E-100-A end seals. The light module is replaceable.

The kits contains all the necessary materials for a complete installation except for one pipe strap, which must be ordered separately.




	E-100-A	E-100-L-A
Description	Above-insulation end seal, cold-applied	Above-insulation end seal with red signal light, cold-applied
Kit contents	1 end seal	1 end seal with red indicator light
Note: Order appropriate pipe strap separately (one per kit).		
Approvals	<p>Hazardous Locations</p> <p> Class I, Div. 2, Groups A, B, C, D Class II, Div. 1 and 2, Groups E, F, G Class III</p> <p></p> <p> (1) CLI, ZN1, AEx e II</p> <p>(1) Except VPL</p>	<p> Class I, Div. 2, Groups A, B, C, D Class II, Div. 1 and 2, Groups E, F, G Class III</p> <p></p> <p>(1) CLI, ZN1, AEx em II</p> <p></p>

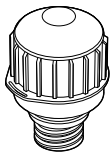
	E-100-A	E-100-L-A
Product specifications		
Heating cable capability	BTV-CR, BTV-CT, QTVR-CT, XTV-CT, KTV-CT, and VPL-CT	
Ingress protection	NEMA 4X (IP65)	NEMA 4X (IP65)
Minimum installation temperature	-40°F (-40°C)	-40°F (-40°C)
Minimum usage temperature	-60°F (-50°C)	-60°F (-50°C)
Maximum pipe temperature	482°F (250°C)	482°F (250°C)
Maximum operating voltage	277 Vac	120/277 Vac
Overall height	7 in (175 mm)	8 in (200 mm)
Outer diameter at insulation	2.0 in (50 mm) Usable with up to 4 in (100 mm) thermal insulation	3 in (75 mm)
Materials	High-performance glass-filled engineered polymer	High-performance glass-filled engineered polymer
Light source		Super-bright light-emitting diodes (LEDs), red
Light source power supply	Linear (nonswitching)	
Power consumption	< 2 W	

Ordering details**End seal**

Part description	E-100-A	E-100-L1-A (100–120 Vac)	E-100-L2-A (200–277 Vac)
Catalog number	046567-000	583377-000	478767-000
Weight	0.5 lb (220 g)	1.3 lb (630 g)	1.3 lb (630 g)

Boot pack for E-100

Part description	E-100-BOOT-5-PACK
Catalog number	281053-000
Pack weight	0.25 lb (140 g)
Pack contents	Five sealant-filled boots and five cable ties

Replacement indicator light for E-100-LXX

Part description	E-100-LR1-A (100–120 Vac)	E-100-LR2-A (200–277 Vac)
Catalog number	552225	874485
Weight	0.9 lb (450 g)	0.9 lb (450 g)