

COMMERCIAL & INDUSTRIAL UNIT HEATER

SHU SERIES

THE POWER OF DISPERSION

°STELPRO designs heaters for all circumstances. Take the SHU, the large volume heater that is distinguished by its appealing appearance, its manufacturing and its sturdy composition. It is usually installed in large garages, but it is not uncommon for it to be seen in warehouses or any other kind of commercial construction site requiring a generous volume of heat. The SHU works with great ease and has an incredible power scale from 2 kW to 60 kW. What could be better!



INSTANT HEAT

PERMANENTLY LUBRICATED MOTOR

WIDE RANGE OF POWER: 2 KW TO 60 KW

THERMALLY PROTECTED

WALL OR CEILING INSTALLATION BRACKET INCLUDED

IDEAL FOR:

WAREHOUSE, FACTORY, INDOOR PARKING GARAGE, LARGE INDUSTRIAL AND COMMERCIAL AREAS

COLOUR

almond

FINISH

epoxy-polyester powdercoat

MANUFACTURING

- heavy-duty, 18-gauge steel cabinet
- adjustable louvers and protective screen
- thermal protection with automatic reset

MOTOR

permanently enclosed lubricated ball bearing motor for long-lasting operation

ELEMENT

nichrome element produces instant heat

CONTROL

connection of multiple units to the same thermostat is possible with a relay kit without transformer (optional) and an external transformer (not provided)

INSTALLATION

- wall or ceiling mounted with universal mounting bracket (included)
- minimum distance from adjacent walls: 6 in. (2 kW to 30 kW units), 12 in. (40 kW to 60 kW units)
- maximum mounting heights: 8 ft. (2 kW to 10 kW units), 10 ft. (15 kW to 30 kW units), 15 ft. (40 kW to 60 kW units)

ACCESSORIES

PRODUCT	DESCRIPTION	PRICE
SHUT1	built-in single pole thermostat (capillary)	58.75
SHUT2	built-in double pole thermostat (capillary)	70.25
SHUFS*	fan switch	52.50
SHUDIS*	disconnect switch [80 A]	146.00
SHUC24RX*	relay kit without transformer 24 V	90.00
SHUFS-RCV*	remote control circuit for ventilation mode 240 V	52.50

* Factory installed

TECHNICAL SPECIFICATIONS

WITHOUT CONTROL		BUILT-IN THERMOSTAT		240 V CONTROL		24 V CONTROL		VOLTS	KW	CFM
CODE	PRICE	CODE	PRICE	CODE	PRICE	CODE	PRICE			
SHU0281	805.00	SHU0281T	863.00	SHU0281C	874.00	SHU0281C24	910.00	208	2	250
---	---	SHU0283CT*	933.00	SHU0283C*	874.00	SHU0283C24*	910.00	208	2	250
SHU0221	805.00	SHU0221T	863.00	SHU0221C	874.00	SHU0221C24	910.00	240	2	250
SHU0271	964.00	SHU0271T	1023.00	SHU0271C	1034.00	SHU0271C24	1069.00	277	2	250
---	---	SHU0231CT	1092.00	SHU0231C	1034.00	SHU0231C24	1069.00	347	2	250
---	---	SHU0251CT	1092.00	SHU0251C	1034.00	SHU0251C24	1069.00	480	2	250
---	---	SHU0253CT*	1092.00	SHU0253C*	1034.00	SHU0253C24*	1069.00	480	2	250
---	---	SHU0261CT	1092.00	SHU0261C	1034.00	SHU0261C24	1069.00	600	2	250
---	---	SHU0263CT*	1092.00	SHU0263C*	1034.00	SHU0263C24*	1069.00	600	2	250
SHU0381	805.00	SHU0381T	863.00	SHU0381C	874.00	SHU0381C24	910.00	208	3	250
---	---	SHU0383CT*	933.00	SHU0383C*	874.00	SHU0383C24*	910.00	208	3	250
SHU0321	805.00	SHU0321T	863.00	SHU0321C	874.00	SHU0321C24	910.00	240	3	250
SHU0371	997.00	SHU0371T	1055.00	SHU0371C	1067.00	SHU0371C24	1102.00	277	3	250
---	---	SHU0331CT	1125.00	SHU0331C	1067.00	SHU0331C24	1102.00	347	3	250
---	---	SHU0351CT	1125.00	SHU0351C	1067.00	SHU0351C24	1102.00	480	3	250
---	---	SHU0353CT*	1125.00	SHU0353C*	1067.00	SHU0353C24*	1102.00	480	3	250
---	---	SHU0361CT	1125.00	SHU0361C	1067.00	SHU0361C24	1102.00	600	3	250
---	---	SHU0363CT*	1125.00	SHU0363C*	1067.00	SHU0363C24*	1102.00	600	3	250
SHU0481	813.00	SHU0481T	871.00	SHU0481C	882.00	SHU0481C24	918.00	208	4	250
---	---	SHU0483CT*	941.00	SHU0483C*	882.00	SHU0483C24*	918.00	208	4	250
SHU0421	813.00	SHU0421T	871.00	SHU0421C	882.00	SHU0421C24	918.00	240	4	250
SHU0471	1023.00	SHU0471T	1081.00	SHU0471C	1092.00	SHU0471C24	1128.00	277	4	250
---	---	SHU0431CT	1151.00	SHU0431C	1092.00	SHU0431C24	1128.00	347	4	250
---	---	SHU0451CT	1151.00	SHU0451C	1092.00	SHU0451C24	1128.00	480	4	250
---	---	SHU0453CT*	1151.00	SHU0453C*	1092.00	SHU0453C24*	1128.00	480	4	250
---	---	SHU0461CT	1151.00	SHU0461C	1092.00	SHU0461C24	1128.00	600	4	250
---	---	SHU0463CT*	1151.00	SHU0463C*	1092.00	SHU0463C24*	1128.00	600	4	250
---	---	SHU0581T	1003.00	SHU0581C	1015.00	SHU0581C24	1049.00	208	5	450
---	---	SHU0583CT*	1073.00	SHU0583C*	1015.00	SHU0583C24*	1049.00	208	5	450
SHU0521	944.00	SHU0521T	1003.00	SHU0521C	1015.00	SHU0521C24	1049.00	240	5	450
SHU0571	1060.00	SHU0571T	1118.00	SHU0571C	1130.00	SHU0571C24	1165.00	277	5	450
---	---	SHU0531CT	1188.00	SHU0531C	1130.00	SHU0531C24	1165.00	347	5	450
---	---	SHU0551CT	1188.00	SHU0551C	1130.00	SHU0551C24	1165.00	480	5	450
---	---	SHU0553CT*	1188.00	SHU0553C*	1130.00	SHU0553C24*	1165.00	480	5	450
---	---	SHU0561CT	1188.00	SHU0561C	1130.00	SHU0561C24	1165.00	600	5	450
---	---	SHU0563CT*	1189.00	SHU0563C*	1131.00	SHU0563C24*	1166.00	600	5	450
---	---	SHU0781CT	1511.00	SHU0781C	1453.00	SHU0781C24	1488.00	208	7.5	700
---	---	SHU0783CT*	1511.00	SHU0783C*	1453.00	SHU0783C24*	1488.00	208	7.5	700
---	---	SHU0721CT	1511.00	SHU0721C	1453.00	SHU0721C24	1488.00	240	7.5	700
---	---	SHU0771CT	1697.00	SHU0771C	1638.00	SHU0771C24	1674.00	277	7.5	700
---	---	SHU0731CT	1697.00	SHU0731C	1638.00	SHU0731C24	1674.00	347	7.5	700
---	---	SHU0751CT	1697.00	SHU0751C	1638.00	SHU0751C24	1674.00	480	7.5	700
---	---	SHU0753CT*	1697.00	SHU0753C*	1638.00	SHU0753C24*	1674.00	480	7.5	700
---	---	SHU0761CT	1697.00	SHU0761C	1638.00	SHU0761C24	1674.00	600	7.5	700
---	---	SHU0763CT*	1697.00	SHU0763C*	1638.00	SHU0763C24*	1674.00	600	7.5	700

* Three-phase unit that can be field-converted to a single phase unit
 * Three-phase unit
 --- not available

THROW DISTANCE AND HEAT RISE

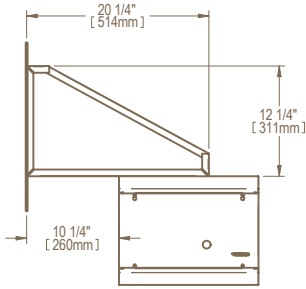
UNITS	THROW DISTANCE		HEAT RISE		
	KW	M	FT.	°C	°F
2	8.5	28	17	31	
3	8.5	28	35	62	
4	8.5	28	52	93	
5	9.4	31	55	99	
7.5	9.4	31	54	97	
10	9.4	31	85	153	
15	10.7	35	52	93	
20	11.3	37	89	160	
25	10.2	33'6"	133	240	
30	10.7	35	135	243	
40	10.7	35	132	237	
50	10.7	35	141	254	
60	10.7	35	156	280	

TECHNICAL SPECIFICATIONS

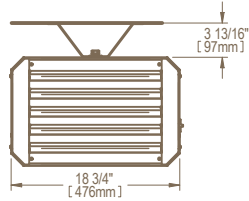
BUILT-IN THERMOSTAT		240 V CONTROL		24 V CONTROL		VOLTS	KW	CFM
CODE	PRICE	CODE	PRICE	CODE	PRICE			
SHU1081CT	1587.00	SHU1081C	1529.00	SHU1081C24	1564.00	208	10	700
SHU1083CT*	1587.00	SHU1083C*	1529.00	SHU1083C24*	1564.00	208	10	700
SHU1021CT	1587.00	SHU1021C	1529.00	SHU1021C24	1564.00	240	10	700
SHU1071CT	1718.00	SHU1071C	1659.00	SHU1071C24	1695.00	277	10	700
SHU1031CT	1718.00	SHU1031C	1659.00	SHU1031C24	1695.00	347	10	700
SHU1051CT	1718.00	SHU1051C	1659.00	SHU1051C24	1695.00	480	10	700
SHU1053CT*	1718.00	SHU1053C*	1659.00	SHU1053C24*	1695.00	480	10	700
SHU1061CT	1718.00	SHU1061C	1659.00	SHU1061C24	1695.00	600	10	700
SHU1063CT*	1718.00	SHU1063C*	1659.00	SHU1063C24*	1695.00	600	10	700
SHU1581CT	2116.00	SHU1581C	2058.00	SHU1581C24	2128.00	208	15	1300
SHU1583CT*	2116.00	SHU1583C*	2058.00	SHU1583C24*	2128.00	208	15	1300
SHU1521CT	2116.00	SHU1521C	2058.00	SHU1521C24	2128.00	240	15	1300
SHU1571CT	2116.00	SHU1571C	2058.00	SHU1571C24	2128.00	277	15	1300
SHU1531CT	2116.00	SHU1531C	2058.00	SHU1531C24	2128.00	347	15	1300
SHU1551CT	2116.00	SHU1551C	2058.00	SHU1551C24	2128.00	480	15	1300
SHU1553CT*	2116.00	SHU1553C*	2058.00	SHU1553C24*	2128.00	480	15	1300
SHU1561CT	2116.00	SHU1561C	2058.00	SHU1561C24	2128.00	600	15	1300
SHU1563CT*	2116.00	SHU1563C*	2058.00	SHU1563C24*	2128.00	600	15	1300
SHU2081CT	2322.00	SHU2081C	2264.00	SHU2081C24	2334.00	208	20	1300
SHU2083CT*	2322.00	SHU2083C*	2264.00	SHU2083C24*	2334.00	208	20	1300
SHU2021CT	2322.00	SHU2021C	2264.00	SHU2021C24	2334.00	240	20	1300
SHU2071CT	2322.00	SHU2071C	2264.00	SHU2071C24	2334.00	277	20	1300
SHU2031CT	2322.00	SHU2031C	2264.00	SHU2031C24	2334.00	347	20	1300
SHU2051CT	2322.00	SHU2051C	2264.00	SHU2051C24	2334.00	480	20	1300
SHU2053CT*	2322.00	SHU2053C*	2264.00	SHU2053C24*	2334.00	480	20	1300
SHU2063CT*	2322.00	SHU2063C*	2264.00	SHU2063C24*	2334.00	600	20	1300
SHU2583CT*	2675.00	SHU2583C*	2617.00	SHU2583C24*	2687.00	208	25	1300
SHU2553CT*	2675.00	SHU2553C*	2617.00	SHU2553C24*	2687.00	480	25	1300
SHU2563CT*	2675.00	SHU2563C*	2617.00	SHU2563C24*	2687.00	600	25	1300
SHU3083CT*	2724.00	SHU3083C*	2665.00	SHU3083C24*	2735.00	208	30	1400
SHU3053CT*	2724.00	SHU3053C*	2665.00	SHU3053C24*	2735.00	480	30	1400
SHU3063CT*	2724.00	SHU3063C*	2665.00	SHU3063C24*	2735.00	600	30	1400
SHU4053CT*	3573.00	SHU4053C*	3515.00	SHU4053C24*	3632.00	480	40	2100
SHU4063CT*	3573.00	SHU4063C*	3515.00	SHU4063C24*	3632.00	600	40	2100
SHU5053CT*	3804.00	SHU5053C*	3745.00	SHU5053C24*	3862.00	480	50	2100
SHU5063CT*	3804.00	SHU5063C*	3745.00	SHU5063C24*	3862.00	600	50	2100
SHU6053CT*	4178.00	SHU6053C*	4119.00	SHU6053C24*	4236.00	480	60	2100
SHU6063CT*	4178.00	SHU6063C*	4119.00	SHU6063C24*	4236.00	600	60	2100

2 KW TO 10 KW UNITS

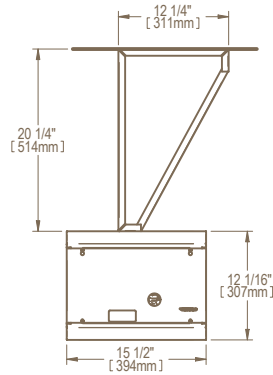
weight: approx. 40 lb (18 kg)



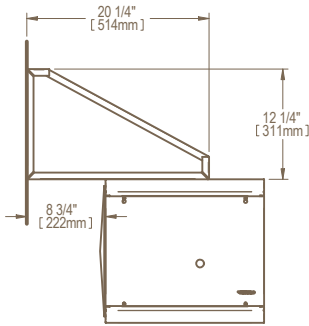
LEFT SIDE



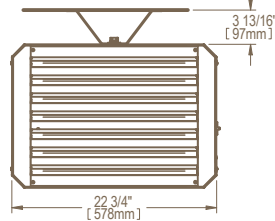
FRONT



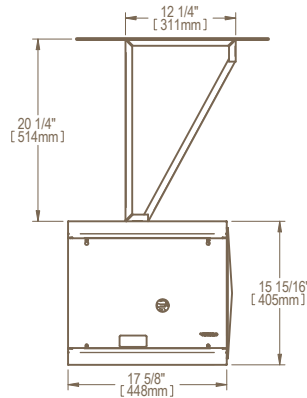
RIGHT SIDE



LEFT SIDE



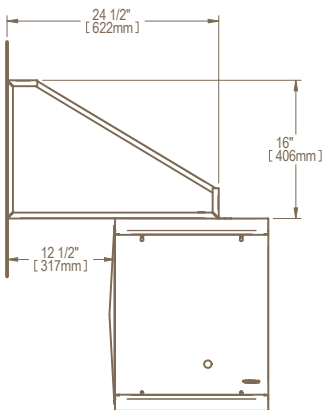
FRONT



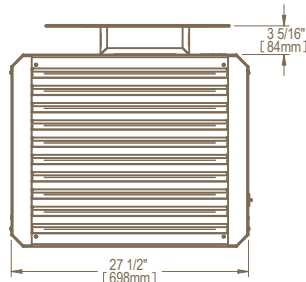
RIGHT SIDE

15 KW TO 30 KW UNITS

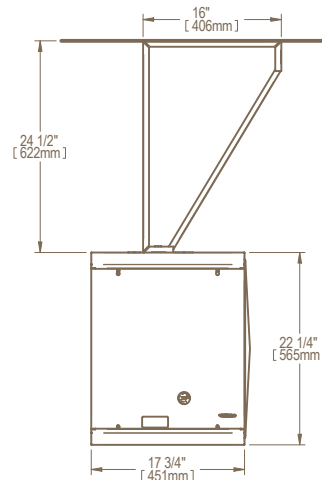
weight: approx. 67 lb (30 kg)



LEFT SIDE



FRONT



RIGHT SIDE

40 KW TO 60 KW UNITS

weight: approx. 100 lb (45 kg)

