

## COMMERCIAL & INDUSTRIAL UNIT HEATER

SHU SERIES

**OXFORD™**  
SERIES | SÉRIE

### THE POWER OF DISPERSION

°STELPRO designs heaters for all circumstances. Take the SHU, the large volume heater that is distinguished by its appealing appearance, its manufacturing and its sturdy composition. It is usually installed in large garages, but it is not uncommon for it to be seen in warehouses or any other kind of commercial construction site requiring a generous volume of heat. The SHU works with great ease and has an incredible power scale from 2 kW to 60 kW. What could be better!



**3** YEAR WARRANTY

#### INSTANT HEAT

#### PERMANENTLY LUBRICATED MOTOR

#### WIDE RANGE OF POWER: 2 KW TO 60 KW

#### THERMALLY PROTECTED

#### WALL OR CEILING INSTALLATION

BRACKET INCLUDED

#### IDEAL FOR:

WAREHOUSE, FACTORY, INDOOR PARKING GARAGE, LARGE INDUSTRIAL AND COMMERCIAL AREAS

#### COLOUR

textured charcoal

#### FINISH

epoxy-polyester powdercoat

#### MANUFACTURING

- heavy-duty, 18-gauge steel cabinet
- adjustable louvers and protective screen
- thermal protection with automatic reset

#### MOTOR

permanently enclosed lubricated ball bearing motor for long-lasting operation

#### ELEMENT

nichrome element produces instant heat

#### CONTROL

connection of multiple units to the same thermostat is possible with a relay kit without transformer (optional) and an external transformer (not provided)

#### INSTALLATION

- wall or ceiling mounted with universal mounting bracket (included)
- minimum distance from adjacent walls: 6 in. (2 kW to 30 kW units), 12 in. (40 kW to 60 kW units)
- maximum mounting heights: 8 ft. (2 kW to 10 kW units), 10 ft. (15 kW to 30 kW units), 15 ft. (40 kW to 60 kW units)

### ACCESSORIES

PRODUCT	DESCRIPTION
SHUT1	built-in single pole thermostat (capillary)
SHUT2	built-in double pole thermostat (capillary)
SHUFS*	fan switch
SHUDIS*	disconnect switch [80 A]
SHUC24RX*	relay kit without transformer 24 V
SHUFS-RCV	remote control circuit for ventilation mode 240 V

\* Factory installed

# TECHNICAL SPECIFICATIONS

WITHOUT CONTROL

BUILT-IN THERMOSTAT

240 V CONTROL

24 V CONTROL

CODE	CODE	CODE	CODE	VOLTS	KW	CFM
SHU0281CHAR	SHU0281TCHAR	SHU0281CCHAR	SHU0281C24CHAR	208	2	250
---	SHU0283CTCHAR*	SHU0283CCHAR*	SHU0283C24CHAR*	208	2	250
SHU0221CHAR	SHU0221TCHAR	SHU0221CCHAR	SHU0221C24CHAR	240	2	250
SHU0271CHAR	SHU0271TCHAR	SHU0271CCHAR	SHU0271C24CHAR	277	2	250
---	SHU0231CTCHAR	SHU0231CCHAR	SHU0231C24CHAR	347	2	250
---	SHU0251CTCHAR	SHU0251CCHAR	SHU0251C24CHAR	480	2	250
---	SHU0253CTCHAR*	SHU0253CCHAR*	SHU0253C24CHAR*	480	2	250
---	SHU0261CTCHAR	SHU0261CCHAR	SHU0261C24CHAR	600	2	250
---	SHU0263CTCHAR*	SHU0263CCHAR*	SHU0263C24CHAR*	600	2	250
SHU0381CHAR	SHU0381TCHAR	SHU0381CCHAR	SHU0381C24CHAR	208	3	250
---	SHU0383CTCHAR*	SHU0383CCHAR*	SHU0383C24CHAR*	208	3	250
SHU0321CHAR	SHU0321TCHAR	SHU0321CCHAR	SHU0321C24CHAR	240	3	250
SHU0371CHAR	SHU0371TCHAR	SHU0371CCHAR	SHU0371C24CHAR	277	3	250
---	SHU0331CTCHAR	SHU0331CCHAR	SHU0331C24CHAR	347	3	250
---	SHU0351CTCHAR	SHU0351CCHAR	SHU0351C24CHAR	480	3	250
---	SHU0353CTCHAR*	SHU0353CCHAR*	SHU0353C24CHAR*	480	3	250
---	SHU0361CTCHAR	SHU0361CCHAR	SHU0361C24CHAR	600	3	250
---	SHU0363CTCHAR*	SHU0363CCHAR*	SHU0363C24CHAR*	600	3	250
SHU0481CHAR	SHU0481TCHAR	SHU0481CCHAR	SHU0481C24CHAR	208	4	250
---	SHU0483CTCHAR*	SHU0483CCHAR*	SHU0483C24CHAR*	208	4	250
SHU0421CHAR	SHU0421TCHAR	SHU0421CCHAR	SHU0421C24CHAR	240	4	250
SHU0471CHAR	SHU0471TCHAR	SHU0471CCHAR	SHU0471C24CHAR	277	4	250
---	SHU0431CTCHAR	SHU0431CCHAR	SHU0431C24CHAR	347	4	250
---	SHU0451CTCHAR	SHU0451CCHAR	SHU0451C24CHAR	480	4	250
---	SHU0453CTCHAR*	SHU0453CCHAR*	SHU0453C24CHAR*	480	4	250
---	SHU0461CTCHAR	SHU0461CCHAR	SHU0461C24CHAR	600	4	250
---	SHU0463CTCHAR*	SHU0463CCHAR*	SHU0463C24CHAR*	600	4	250
---	SHU0581TCHAR	SHU0581CCHAR	SHU0581C24CHAR	208	5	450
---	SHU0583CTCHAR*	SHU0583CCHAR*	SHU0583C24CHAR*	208	5	450
SHU0521CHAR	SHU0521TCHAR	SHU0521CCHAR	SHU0521C24CHAR	240	5	450
SHU0571CHAR	SHU0571TCHAR	SHU0571CCHAR	SHU0571C24CHAR	277	5	450
---	SHU0531CTCHAR	SHU0531CCHAR	SHU0531C24CHAR	347	5	450
---	SHU0551CTCHAR	SHU0551CCHAR	SHU0551C24CHAR	480	5	450
---	SHU0553CTCHAR*	SHU0553CCHAR*	SHU0553C24CHAR*	480	5	450
---	SHU0561CTCHAR	SHU0561CCHAR	SHU0561C24CHAR	600	5	450
---	SHU0563CTCHAR*	SHU0563CCHAR*	SHU0563C24CHAR*	600	5	450
---	SHU0781CTCHAR	SHU0781CCHAR	SHU0781C24CHAR	208	7.5	700
---	SHU0783CTCHAR*	SHU0783CCHAR*	SHU0783C24CHAR*	208	7.5	700
---	SHU0721CTCHAR	SHU0721CCHAR	SHU0721C24CHAR	240	7.5	700
---	SHU0771CTCHAR	SHU0771CCHAR	SHU0771C24CHAR	277	7.5	700
---	SHU0731CTCHAR	SHU0731CCHAR	SHU0731C24CHAR	347	7.5	700
---	SHU0751CTCHAR	SHU0751CCHAR	SHU0751C24CHAR	480	7.5	700
---	SHU0753CTCHAR*	SHU0753CCHAR*	SHU0753C24CHAR*	480	7.5	700
---	SHU0761CTCHAR	SHU0761CCHAR	SHU0761C24CHAR	600	7.5	700
---	SHU0763CTCHAR*	SHU0763CCHAR*	SHU0763C24CHAR*	600	7.5	700
---	SHU1081CTCHAR	SHU1081CCHAR	SHU1081C24CHAR	208	10	700
---	SHU1083CTCHAR*	SHU1083CCHAR*	SHU1083C24CHAR*	208	10	700
---	SHU1021CTCHAR	SHU1021CCHAR	SHU1021C24CHAR	240	10	700
---	SHU1071CTCHAR	SHU1071CCHAR	SHU1071C24CHAR	277	10	700
---	SHU1031CTCHAR	SHU1031CCHAR	SHU1031C24CHAR	347	10	700
---	SHU1051CTCHAR	SHU1051CCHAR	SHU1051C24CHAR	480	10	700
---	SHU1053CTCHAR*	SHU1053CCHAR*	SHU1053C24CHAR*	480	10	700
---	SHU1061CTCHAR	SHU1061CCHAR	SHU1061C24CHAR	600	10	700
---	SHU1063CTCHAR*	SHU1063CCHAR*	SHU1063C24CHAR*	600	10	700

\* Three-phase unit that can be field-converted to a single phase unit

\* Three-phase unit

--- not available



# TECHNICAL SPECIFICATIONS

BUILT-IN THERMOSTAT

240 V CONTROL

24 V CONTROL

CODE	CODE	CODE	VOLTS	KW	CFM
SHU1581CTCHAR	SHU1581CCHAR	SHU1581C24CHAR	208	15	1300
SHU1583CTCHAR*	SHU1583CCHAR*	SHU1583C24CHAR*	208	15	1300
SHU1521CTCHAR	SHU1521CCHAR	SHU1521C24CHAR	240	15	1300
SHU1571CTCHAR	SHU1571CCHAR	SHU1571C24CHAR	277	15	1300
SHU1531CTCHAR	SHU1531CCHAR	SHU1531C24CHAR	347	15	1300
SHU1551CTCHAR	SHU1551CCHAR	SHU1551C24CHAR	480	15	1300
SHU1553CTCHAR*	SHU1553CCHAR*	SHU1553C24CHAR*	480	15	1300
SHU1561CTCHAR	SHU1561CCHAR	SHU1561C24CHAR	600	15	1300
SHU1563CTCHAR*	SHU1563CCHAR*	SHU1563C24CHAR*	600	15	1300
SHU2081CTCHAR	SHU2081CCHAR	SHU2081C24CHAR	208	20	1300
SHU2083CTCHAR*	SHU2083CCHAR*	SHU2083C24CHAR*	208	20	1300
SHU2021CTCHAR	SHU2021CCHAR	SHU2021C24CHAR	240	20	1300
SHU2071CTCHAR	SHU2071CCHAR	SHU2071C24CHAR	277	20	1300
SHU2031CTCHAR	SHU2031CCHAR	SHU2031C24CHAR	347	20	1300
SHU2051CTCHAR	SHU2051CCHAR	SHU2051C24CHAR	480	20	1300
SHU2053CTCHAR*	SHU2053CCHAR*	SHU2053C24CHAR*	480	20	1300
SHU2063CTCHAR*	SHU2063CCHAR*	SHU2063C24CHAR*	600	20	1300
SHU2583CTCHAR*	SHU2583CCHAR*	SHU2583C24CHAR*	208	25	1300
SHU2553CTCHAR*	SHU2553CCHAR*	SHU2553C24CHAR*	480	25	1300
SHU2563CTCHAR*	SHU2563CCHAR*	SHU2563C24CHAR*	600	25	1300
SHU3083CTCHAR*	SHU3083CCHAR*	SHU3083C24CHAR*	208	30	1400
SHU3053CTCHAR*	SHU3053CCHAR*	SHU3053C24CHAR*	480	30	1400
SHU3063CTCHAR*	SHU3063CCHAR*	SHU3063C24CHAR*	600	30	1400
SHU4053CTCHAR*	SHU4053CCHAR*	SHU4053C24CHAR*	480	40	2100
SHU4063CTCHAR*	SHU4063CCHAR*	SHU4063C24CHAR*	600	40	2100
SHU5053CTCHAR*	SHU5053CCHAR*	SHU5053C24CHAR*	480	50	2100
SHU5063CTCHAR*	SHU5063CCHAR*	SHU5063C24CHAR*	600	50	2100
SHU6053CTCHAR*	SHU6053CCHAR*	SHU6053C24CHAR*	480	60	2100
SHU6063CTCHAR*	SHU6063CCHAR*	SHU6063C24CHAR*	600	60	2100

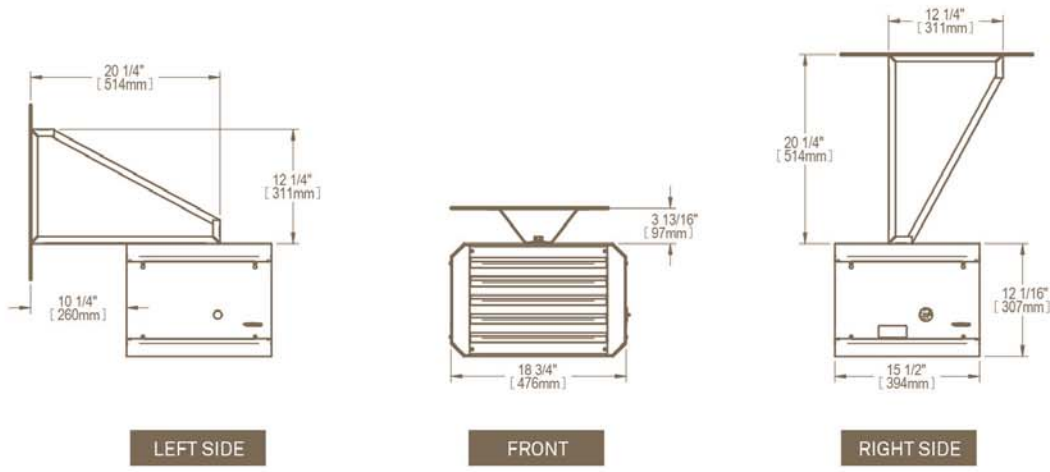
\* Three-phase unit that can be field-converted to a single phase unit  
 \* Three-phase unit  
 --- not available

## THROW DISTANCE AND HEAT RISE

UNITS	THROW DISTANCE		HEAT RISE		
	KW	M	FT.	°C	°F
2		8.5	28	17	31
3		8.5	28	35	62
4		8.5	28	52	93
5		9.4	31	55	99
7.5		9.4	31	54	97
10		9.4	31	85	153
15		10.7	35	52	93
20		11.3	37	89	160
25		10.2	33'6"	133	240
30		10.7	35	135	243
40		10.7	35	132	237
50		10.7	35	141	254
60		10.7	35	156	280

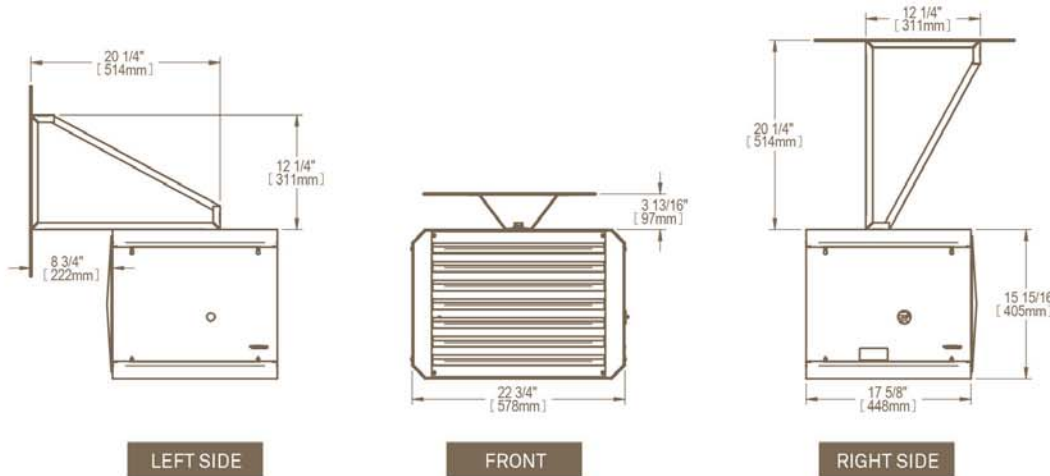
## 2 KW TO 10 KW UNITS

weight: approx. 40 lb (18 kg)



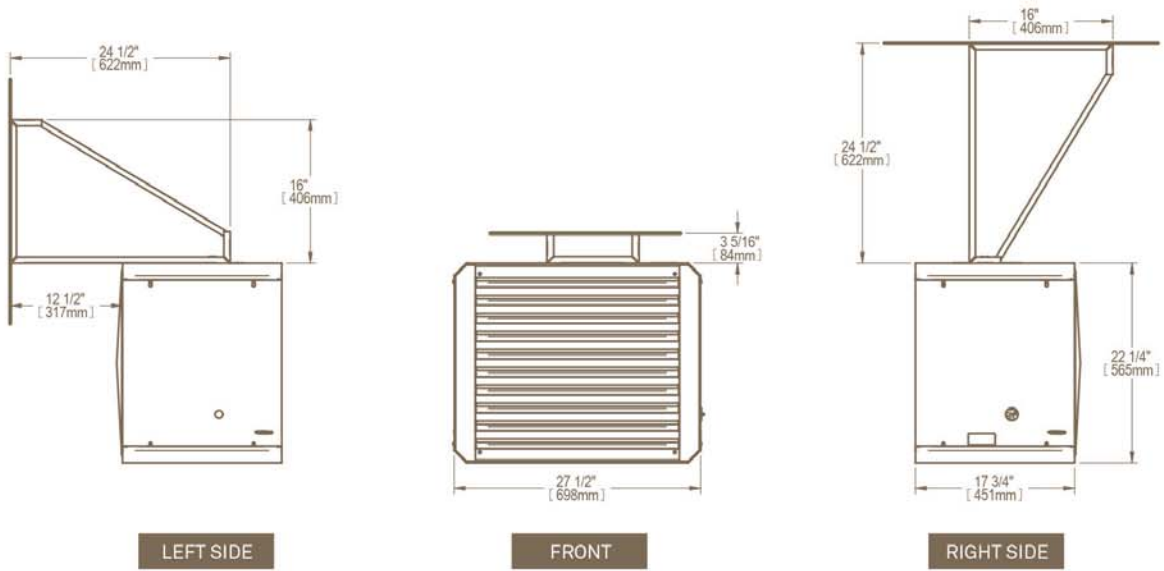
## 15 KW TO 30 KW UNITS

weight: approx. 67 lb (30 kg)



## 40 KW TO 60 KW UNITS

weight: approx. 100 lb (45 kg)



\*STELPRO reserves the right to modify descriptions, manufacturing specifications or prices without prior notice. Returns are not accepted for orders of products with optional colours. For all the latest models and updated prices, please refer to our web site at [www.stelpro.com](http://www.stelpro.com).