

Fitting Number Selection

Aluminum Cable Tray

Fittings in a cable tray system are required to change cable routing direction and to join straight sections and other fittings.

This step of the cable tray selection process requires that the specifier chooses between two distinct styles U and H.

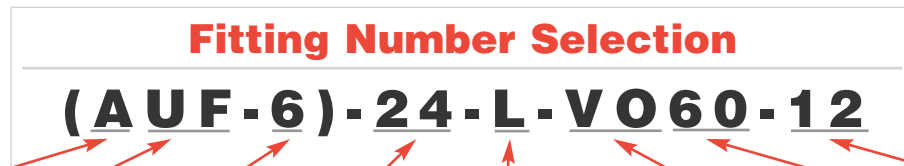
Note: The U-Style and H-Style systems are interchangeable.

U-Style Fitting

A U-shaped extrusion forms the fitting siderail. U-Style fittings utilize a 7" splice plate and the fittings have tangents at the extremities. This style offers maximum quality versus cost ratios of the installation.

H-Style Fitting

An H-shaped extrusion forms the fitting siderail. H-Style fittings utilize a 7" splice plate and the fittings have 3" tangents at the extremities. This style offers enhanced aesthetics to the end-user and increased system rigidity.



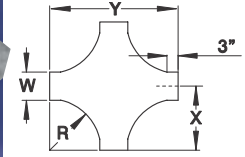

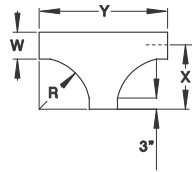

Fitting Material	Fitting Style	Siderail Depth	Width	Bottom Type	Fitting Type	** Angle	† Nominal Radius
A • Aluminum	UF • U-Beam HF • H-Beam	4 • (4") 5 • (5") 6 • (6") 7 • (7")	06 • (6") 09 • (9") 12 • (12") 18 • (18") 24 • (24") 30 • (30") 36 • (36")	* L • Ladder *** V • Ventilated **** S • Solid Trough	HB • Horizontal Bend HT • Horizontal Tee HX • Horizontal Cross VI • Vertical Inside Bend VO • Vertical Outside Bend VTD • Vertical Tee Down VTU • Vertical Tee Up HYR • Horizontal Wye Right HYL • Horizontal Wye Left RT • Horizontal Reducing Tee ET • Horizontal Expanding Tee EX • Horiz. Expand Cross HLR • Horizontal Left Reducer HSR • Horizontal Straight Reducer HRR • Horizontal Right Reducer CS • Cable Support Fitting	30 • (30°) 45 • (45°) 60 • (60°) 90 • (90°)	12 • (12") 24 • (24") 36 • (36") 48 • (48")

** Angle is required for HB, VI, VO only.
† Radius is not required for the following Fitting Types: **HYR, HYL, HLR, HRR, HSR**

* Manufactured with 9" rung spacing measured at the center line of fitting.
*** Manufactured with 4" edge to edge rung spacing measured at the center line of fitting.
**** Manufactured with flat sheet inserted under rungs with 9" rung spacing measured at the center line of fitting.

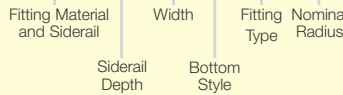
Aluminum Cable Tray

U-Style Fittings Horizontal Tee, Cross



Part Numbering System

AUF-5-06-L-HT-12



Selection Guide

Inside Tray Widths: 6, 9, 12, 18, 24, 30, 36
Nominal Radius: 12, 24, 36, 48
Bottom Styles: L- Ladder, V- Ventilated, S- Solid
Side Rail Depth: 4"- 7"

Technical Specifications

Horizontal TEE – U-Style

Nominal Radius R	Width	Catalogue Number	Dimensions	
			X	Y
12	6	AUF(†)-06-(*)-HT12	15	30
	9	AUF(†)-09-(*)-HT12	16-1/2	33
	12	AUF(†)-12-(*)-HT12	18	36
	18	AUF(†)-18-(*)-HT12	21	42
	24	AUF(†)-24-(*)-HT12	24	48
	30	AUF(†)-30-(*)-HT12	27	54
24	36	AUF(†)-36-(*)-HT12	30	60
	6	AUF(†)-06-(*)-HT24	27	54
	9	AUF(†)-09-(*)-HT24	28-1/2	57
	12	AUF(†)-12-(*)-HT24	30	60
	18	AUF(†)-18-(*)-HT24	33	66
	24	AUF(†)-24-(*)-HT24	36	72
36	30	AUF(†)-30-(*)-HT24	39	78
	36	AUF(†)-36-(*)-HT24	42	84
	6	AUF(†)-06-(*)-HT36	39	78
	9	AUF(†)-09-(*)-HT36	40-1/2	81
	12	AUF(†)-12-(*)-HT36	42	84
	18	AUF(†)-18-(*)-HT36	45	90
48	24	AUF(†)-24-(*)-HT36	48	96
	30	AUF(†)-30-(*)-HT36	51	102
	36	AUF(†)-36-(*)-HT36	54	108
	6	AUF(†)-06-(*)-HT48	51	102
	9	AUF(†)-09-(*)-HT48	52-1/2	105
	12	AUF(†)-12-(*)-HT48	54	108
	18	AUF(†)-18-(*)-HT48	57	114
	24	AUF(†)-24-(*)-HT48	60	120
	30	AUF(†)-30-(*)-HT48	63	126
	36	AUF(†)-36-(*)-HT48	66	132

Horizontal CROSS – U-Style

Nominal Radius R	Width	Catalogue Number	Dimensions	
			X	Y
12	6	AUF(†)-06-(*)-HX12	15	30
	9	AUF(†)-09-(*)-HX12	16-1/2	33
	12	AUF(†)-12-(*)-HX12	18	36
	18	AUF(†)-18-(*)-HX12	21	42
	24	AUF(†)-24-(*)-HX12	24	48
	30	AUF(†)-30-(*)-HX12	27	54
24	36	AUF(†)-36-(*)-HX12	30	60
	6	AUF(†)-06-(*)-HX24	27	54
	9	AUF(†)-09-(*)-HX24	28-1/2	57
	12	AUF(†)-12-(*)-HX24	30	60
	18	AUF(†)-18-(*)-HX24	33	66
	24	AUF(†)-24-(*)-HX24	36	72
36	30	AUF(†)-30-(*)-HX24	39	78
	36	AUF(†)-36-(*)-HX24	42	84
	6	AUF(†)-06-(*)-HX36	39	78
	9	AUF(†)-09-(*)-HX36	40-1/2	81
	12	AUF(†)-12-(*)-HX36	42	84
	18	AUF(†)-18-(*)-HX36	45	90
48	24	AUF(†)-24-(*)-HX36	48	96
	30	AUF(†)-30-(*)-HX36	51	102
	36	AUF(†)-36-(*)-HX36	54	108
	6	AUF(†)-06-(*)-HX48	51	102
	9	AUF(†)-09-(*)-HX48	52-1/2	105
	12	AUF(†)-12-(*)-HX48	54	108
	18	AUF(†)-18-(*)-HX48	57	114
	24	AUF(†)-24-(*)-HX48	60	120
	30	AUF(†)-30-(*)-HX48	63	126
	36	AUF(†)-36-(*)-HX48	66	132

(†) Insert side rail depth. (*) Insert bottom style to complete Catalogue Number.
 Tees include 2 pairs / Crosses include 3 pairs of splice plates with hardware.

T&B aluminum cable tray is composed of two distinct systems H-Style and U-Style. These systems are interchangeable.