

# Lamp Data

## General Information

All Emergi-Lite Lighting Fixtures are furnished complete with lamps; however, **All fixtures and unit model numbers must include a lamp designation.** Unless otherwise noted on the lighting fixture data sheet, the normal lamp furnished with each lighting fixture is a 9 watt High Intensity Incandescent lamp of the designated voltage.

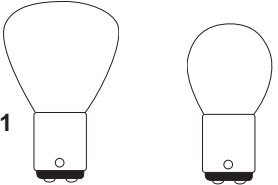
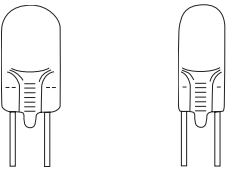

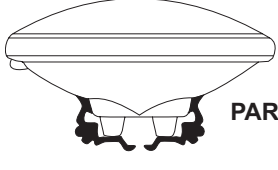
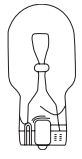
**Example:**

**Fixtures**      **Battery Units with 2 lighting heads**  
 EF18 (ZD)      LSM 110-2ZD (6V 9W)  
 EF18 (ZF)      12LSM 110-2ZF (12V 9W)  
 EF18 (ZN)      24LSM 110-2ZN (24V 9W)

When an alternate lamp is required, refer to the lamp selection charts below, select the lamp type, the voltage and wattage required and add the symbol designation to the catalog number. **Not all lighting fixtures and lamp types are compatible always check individual lighting fixture data sheets.**

**Example:**

A Normally Furnished Lamp: EF18 (ZD)  
 (6V 9W Wedge Base Incandescent)  
 Lighting Head Requiring different Lamp: (6V 25W Sealed Beam Lamp)  
 Change Catalog Number to: EF18 (UC)

Lamp Type	Part Number	Catalog Suffix	Voltage (V)	Power (W)	Lumen Rating	Total Candle Power (CP)	Lamp #	Bulb Type	
<b>High Intensity Tungsten (HIT) Lamps</b>  RP-11      S-8 Double Contact Bayonet Base	570.0010	IA	6	9	126	10	135	S-8	
	570.0020	IM	6	13	188	15	88	S-8	
	570.0037	IB	6	18	300	24	1130	S-8	
	570.0038	IC	6	25	400	32	1134	RP-11	
	570.0011	IE	12	9	126	10	138	S-8	
	570.0022	IN	12	13	188	15	94	S-8	
	570.0030	IF	12	18	276	22	139	S-8	
	570.0031	IG	12	25	400	32	1076	S-8	
	570.0058	II	24	9	75	6	364	C-2F	
	570.0040	IJ	24	18	250	20	142	S-8	
	570.0061	IK	24	25	400	32	1638	S-8	
	<b>Bi-Pin Halogen Lamps</b>  T-2 3/4      T-2 1/4	580.0012	HA	6	6	113	9	784	T-2 1/4
		580.0013	HB	6	8	163	13	785	T-2 1/4
		580.0017	HC	6	10	200	16	787	T-2 1/4
580.0011		HD	6	12	240	19	786	T-2 1/4	
580.0022		HE	6	20	400	32	788	T-2 1/4	
580.0014		HF	12	8	163	13	774	T-2 1/4	
580.0015		HG	12	12	276	22	783	T-2 1/4	
580.0016		HH	12	14	300	24	789	T-2 3/4	
580.0027		HI	12	20	314	25	782	T-2 3/4	
<b>Sealed Beam Halogen Lamps</b>  PAR 36	550.0022	XA	6	6	107	400	H7556	PAR 36	
	550.0036	XB	6	8	155	550	H7551	PAR 36	
	550.0037	XC	6	10	190	650	H7552	PAR 36	
	550.0019	XD	6	12	225	850	H7553	PAR 36	
	550.0021	XE	6	20	380	1,400	H7554	PAR 36	
	550.0024	XF	12	8	160	550	H7555	PAR 36	
	550.0025	XG	12	12	230	850	H7557	PAR 36	
	550.0047	XH	12	37	700	70,000	H7616	PAR 36	
	550.0012	XI	12	50	950	2,000	H7614	PAR 36	
	<b>Sealed Beam Incandescent Lamps</b>  PAR 36	550.0018	UA	6	8	130	400	7613	PAR 36
		550.0030	UI	6	12	170	1,100	4042	PAR 36
		550.0016	UB	6	18	250	1,500	4014	PAR 36
		550.0017	UC	6	25	350	800	4510	PAR 36
		550.0035	UD	6	30	420	5,500	4515	PAR 36
550.0026		UE	12	12	190	1,110	4044	PAR 36	
550.0027		UF	12	18	210	1,500	4414	PAR 36	
550.0023		UG	12	25	395	400	4446	PAR 36	
550.0034		UH	12	30	430	35,000	4416	PAR 36	
<b>High Intensity Incandescent, Wedge Base</b>  T-5	570.0012	ZP	6	5.4	68	5.4	939	T-5	
	570.0026	ZL	6	7.2	100	8	927	T-5	
	570.0016	ZD	6	9	150	12	908	T-5	
	570.0025	ZF	12	9	138	11	915	T-5	
	570.0028	ZG	12	12	150	12	912	T-5	
	570.0029	ZH	12	18	264	21	921	T-5	
	570.0045	ZN	24	9	113	9	EMS2209W	T-5	
	570.0046	ZO	24	18	240	19	EMS2218W	T-5	
	<b>Xenon Gas, Wedge Base</b>	570.0213	ZU	6	6	120	9.6	B0606XA	T-3 1/4
		570.0214	ZV	6	10	180	14.3	B610XWB	T-3 1/4
		570.0215	ZW	12	6	105	8.4	B126XWB	T-3 1/4
570.0216		ZX	12	10	200	16	B1210XWB	T-3 1/4	