

Catamount®

Catamount® Electrician's Supplies



In this section...



Catamount® Electrician's Supplies

Wire Connectors	D-42–D-44
Wire Pulling Lubricants	D-45
Electrician Hand Tools	D-46
Hardware and Rough-In Products	D-47–D-52
Wire Testing Equipment	D-52

Thomas&Betts

www.tnb.com

Wire Connectors

Catamount® Wire Connectors

In 1914, William Marr invented the world's first pressure-type wire connector. Since then, these connectors have become synonymous with "best quality wire connectors." Easy to install and comfortable in the hand, they are indispensable to electricians. And now they're available as key components of the Catamount® product line. This is very good news for your fingers.

How good are they?

The first thing you'll notice about Catamount® wire connectors is that they come in a variety of types and styles, making it easy for you to identify wire size at a glance.

Feature for feature, here's what makes Catamount® connectors significantly better than other connectors.

- Catamount® connectors are the **ONLY** wire connector to offer a non-winged, variable-volume live-action spring in the connector. The spring expands to receive the conductors, rather than crushing them together as typical non-winged competitors do.
- They can handle a broader range of wire connection combinations.
- They're coated with 100% pure copper, which reduces the corrosion common to tin- and zinc-coated products.
- Catamount® connectors' "finger friendly" design offers a truer grip for less hand fatigue during repeated use.
- They are the **ONLY** red non-winged connector that is UL Listed for a pair of #8 AWG wires.
- The high-grade polypropylene outer shell prevents "blooming" or "blossoming" of the connector sidewall. The outer shell maintains a constant moisture level, reducing the likelihood of the connector becoming dry, brittle to extreme heat or cold.



Catamount® XTP® (Non-Winged)

CAT. NO.	WIRE RANGE*	MIN.	MAX.	COLOR	DESCRIPTION	STD. CTN.
329-P					100 pc/box	1000
329-BP	22-16	1#22 + 1#20	2#16	XTP-Gray	1,000 pc/bulk box	1000
329-BK					10,000 pc/bulk box	10,000
330-P					100 pc/box	1000
330-BP	22-14	3#20	3#16	XTP-Blue	1,000 pc/bulk box	1000
330-BK					10,000 pc/bulk box	10,000
331P					100 pc/bulk box	1000
331M	18-14	2#18	3#14	XTP-Orange	1,000 pc/masterpak®	5000
331KP					500 pc/bag	10,000
333P					100 pc/box	1000
333M	18-10	1#14 + 2#18	1#10 + 2#14	XTP-Yellow	1,000 pc/masterpak®	3000
333KP					500 pc/bag	5000
335P					100 pc/box	1000
335D	18-8	2#16 + 2#18	3#10	XTP-Red	500 pc/masterpak®	—
335Q					200 pc/bag	—

*AWG Solid or Stranded

Thomas & Betts

United States
Tel: 901.252.8000
800.816.7809
Fax: 901.252.1354

Technical Services
Tel: 888.862.3289

www.tnb.com

ABE
Above Board Electronics, Inc.

Request Info
Request Info

1-800-453-1692
www.aboveboardelectronics.com

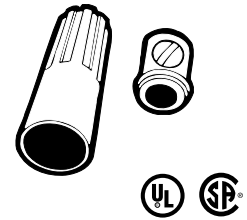
Wire Connectors

Catamount® Set-Screw Wire Connectors

Threaded brass inserts provide vibration-resistant connections that are easily removed for disconnection, visual inspection or rewiring. Catamount® set-screw wire connectors feature flexible, color-coded nylon insulating shells which are compact for tight applications.

The nylon insulating shells resist heat, cold and impact with a temperature rating of 105° C (221° F) max. Rated: 600V.

- Threaded brass inserts for vibration-resistant connections
- Easily removed
- Color-coded nylon insulating shells
- UL Listed and CSA Certified



CAT. NO.	DESCRIPTION	WIRE RANGE*	MIN.	MAX.	DIMENSIONS (IN.)				STD. CTN.
					A	B	C	D	
Carton Packed									
10-305	(SS-0) Orange	#18-#12	(2) #18	(1) #12 w/ (3) #18	1 ⁵ / ₁₆	7 ¹ / ₁₆	23 ³ / ₆₄	3 ³ / ₈	100
10-307	(SS-2) Red	#18-#10	(6) #18	(2) #10 w/ (1) #12	1 ³ / ₃₂	39 ³ / ₆₄	33 ³ / ₆₄	35 ³ / ₆₄	100
Bulk Packed									
10-315	(SS-0) Orange	#18-#12	(2) #18	(1) #12 w/ (3) #18	1 ⁵ / ₁₆	7 ¹ / ₁₆	23 ³ / ₆₄	3 ³ / ₈	1000
10-317-H	(SS-2) Red	#18-#10	(6) #18	(2) #10 w/ (1) #12	1 ³ / ₃₂	39 ³ / ₆₄	33 ³ / ₆₄	35 ³ / ₆₄	1000

* Solid only

UL File E-17010; CSA File LR-6541; 10-306 and 10-316 have been superseded by IBP.

Catamount® Set-Screw Vibration-Proof/Visible Connection

The Catamount® Set Screw is a two-piece, pressure-type connector featuring a solid brass insert with a screw-on insulating cap. It's the perfect choice when changing a motor, adding a circuit, conducting instrument testing or simply lashing-up temporary wiring.

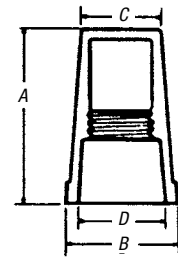
External Cap

- Made of rugged, phenolic material and 150° C-rated.
- Insulator cap locks securely in place to safeguard against accidental loosening in high-vibration applications.

Brass Insert

- Choice of slot or Robertson set screw. When tightening into the insert, provides a solid pressure-type connection on all approved wire combinations.
- No need to "re-strip" wires when rewiring. Simply loosen set screw to remove non-twisted wires.

- CSA (LR6591), UL (424H) — approved for circuits up to 600V and lighting fixtures and signs up to 1,000V.
- Convenient packaging — sized right and jobsite ready!

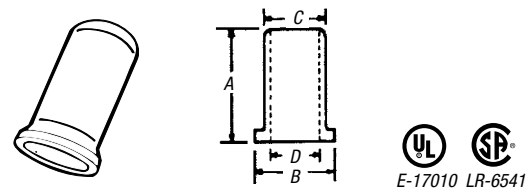


Marrette Set Screws

CAT. NO.	DESCRIPTION	WIRE RANGE	STD. CTN.	STD. PKG.
1SHP	Marrette Set Screw, Small Robertson	#18-#12	100	1000
2SHP	Marrette Set Screw, Large Robertson	#18-#10	100	1000
1C-CDN	Marrette Set Screw, Small Slot-Head	#18-#12	3/Card	10 Cards
2C-CDN	Marrette Set Screw, Large Slot-Head	#18-#10	3/Card	10 Cards

Crimp Sleeve Wire Connectors

- Zinc plated, chromate-treated steel
- Two sizes accommodate #18-#8 AWG copper
- UL Listed and CSA Certified



					DIMENSIONS (IN.)				STD. CTN.
CAT. NO.	DESCRIPTION	WIRE RANGE*	MIN.	MAX.	A	B	C	D	
Carton Packed									
10-500	(Hi-410)	#18-#10*	(1) #14 w/ (1) #18	(2) #10 w/ (1) #12	3⁄8	19⁄64	1⁄4	13⁄64	50
10-501	(Hi-411)	#18-#8	(3) #12	(4) #10	39⁄64	23⁄64	5⁄16	17⁄64	50
Bulk Packed									
10-510	(Hi-410)	#18-#10*	(1) #14 w/ (1) #18	(2) #10 w/ (1) #12	3⁄8	19⁄64	1⁄4	13⁄64	1000
10-511	(Hi-411)	#18-#8	(3) #12	(4) #10	39⁄64	23⁄64	5⁄16	17⁄64	1000

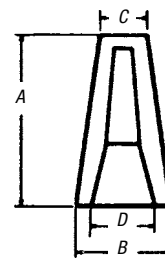

* Stranded only.

Installation tool 18-500.

Wire Connectors

Porcelain Wire Connectors — High Temperature

- For high-temperature applications over 105° C
- Rated up to 645° C (1200° F)
- Three sizes accommodate #18–#14 AWG stranded copper
- 300V Rated
- UL Listed and CSA Certified
- UL Standard 486C



CAT. NO.	DESCRIPTION	WIRE RANGE*	MIN.	MAX.	DIMENSIONS (IN.)				STD. CTN.
					A	B	C	D	
Carton Packed									
10-401	(Hi-1)	#18–#14	(2) #18	(1) #18 w/ (2) #16	1 ¹ / ₁₆	1 ³ / ₃₂	3 ¹ / ₁₆	¼	100
10-405	(Hi-5)	#18–#14	(2) #18	(2) #16 w/ (2) #18	¾	3 ¹ / ₆₄	1 ³ / ₆₄	5 ¹ / ₁₆	100
10-407	(Hi-7)	#18–#14	(2) #18	(4) #16	2 ⁷ / ₃₂	1 ⁷ / ₃₂	7 ¹ / ₃₂	1 ³ / ₃₂	100
Multi-Carton Packed									
10-411	(Hi-1)	#18–#14	(2) #18	(1) #18 w/ (2) #16	1 ¹ / ₁₆	1 ³ / ₃₂	3 ¹ / ₁₆	¼	1,000
10-415	(Hi-5)	#18–#14	(2) #18	(2) #16 w/ (2) #18	¾	3 ¹ / ₆₄	1 ³ / ₆₄	5 ¹ / ₁₆	1,000
10-417	(Hi-7)	#18–#14	(2) #18	(4) #16	2 ⁷ / ₃₂	1 ⁷ / ₃₂	7 ¹ / ₃₂	1 ³ / ₃₂	1,000
Bulk Packed									
10-421	(Hi-1)	#18–#14	(2) #18	(1) #18 w/ (2) #16	1 ¹ / ₁₆	1 ³ / ₃₂	3 ¹ / ₁₆	¼	10,000
10-425	(Hi-5)	#18–#14	(2) #18	(2) #16 w/ (2) #18	¾	3 ¹ / ₆₄	1 ³ / ₆₄	5 ¹ / ₁₆	5,000
10-427	(Hi-7)	#18–#14	(2) #18	(4) #16	2 ⁷ / ₃₂	1 ⁷ / ₃₂	7 ¹ / ₃₂	1 ³ / ₃₂	5,000

* Stranded only.

UL File E-17010; CSA File LR-6541.

Catamount® Black™ High-Temperature Wire Connectors

The Catamount® Black™ connector's high-temperature rating makes it the best solution for high-wattage lighting fixtures and signs.

External Cap

- Made of rugged, phenolic material and 150° C rated
- Large, finely ribbed, "barrel-shaped" cap — makes it easier to grip even when hands are greasy or damp
- Deep, wide throat ensures full insulation coverage
- Threaded entry helps guide large wire bundles right into the spring

Inner Spring

- Internal round spring design multiplies the "twist-on" torque applied by the leverage and wedge action to firmly crush wires into a solid joint
- Unique copper-coated spring helps resist corrosion
- CSA (LR6591), UL (424H)
 - Model No. 30 Black™ is approved for circuits and fixture-type connections up to 300V only
 - Model Nos. 31, 33 & 35 Black™ are approved for circuits up to 600V, and lighting fixtures and signs up to 1,000V

- Convenient packaging — sized right and jobsite ready!



CAT. NO.	DESCRIPTION	WIRE RANGE	MODEL	STD. CTN.
30P	Black	#22–#14	30	1,000
30BP	Black	#22–#14	30	1,000
30BK	Black	#22–#14	30	10,000
31P	Black	#18–#14	31	1,000
31KP	Black	#18–#14	31	5,000
31BP	Black	#18–#14	31	1,000
31BK	Black	#18–#14	31	10,000
33P	Black	#18–#12	33	1,000
33KP	Black	#18–#12	33	5,000
33BP	Black	#18–#12	33	10,000
33BK	Black	#18–#12	33	10,000
35P	Black	#18–#10	35	1,000
35KP	Black	#18–#10	35	2,500
35BP	Black	#18–#10	35	1,000
35BK	Black	#18–#10	35	5,000

Wire Pulling Lubricants

Wire Pulling Lubricant — Semi-Synthetic Base

T&B offers a choice of wire and cable pulling lubricants. The popular standard base, cold weather and advanced engineered polymer-base lubricants are available. Each features superior stability, adherence and cable compatibility as well as excellent lubricating properties.

- Preferred semi-synthetic base formulation
- Retains lubricating properties and will not separate up to 200° F
- Will not separate after freezing
- Superior adherence to cable
- Recommended for use on all commonly used wire and cable, including high-voltage cable and all UL Listed conduits
- Dries to slick, waxy film
- Non-toxic, no silicones, non-staining, easy cleanup

Technical Information

1. pH: 7.9
2. Coefficient of Friction (wet and dry residue)
sliding wet — .07
sliding dry — .08
3. Color: yellow
4. Weight per Gallon: 8.26 lbs.
5. Freezing Point: +25° F (-4° C)
6. High-Temperature Stability:
200° F (93° C)
7. Non-toxic, non-staining, contains no silicones

Note: Additional test data available upon request.



CAT. NO.	DESCRIPTION	STD. CTN.
15-231	1 Gallon	4

Suitable for use with wire or cable insulated with rubber (R, RH, etc.), Neoprene, nylon and PVC plastics (T, TW, THW, THHN, etc.), Hypalon®, high-density polyethylene and Cross Linked Polyethylene (XLP). Not recommended for use on asbestos or low-density polyethylene insulated cables. Compatible with semiconducting jackets present on high-voltage cable. Meets the requirements of ICEA Standards:

ICEA #S-61-402/NEMA Pub. #WC5
ICEA #S-66-524/NEMA Pub. #WC7
UL File E-43782.

*Hypalon is a registered trademark of E.I. DuPont.

For 24-hour safety and MSDS requirements, call Chemtrec at 800-424-9300.

WireSlick™ Wire and Cable Pulling Lubricant

WireSlick™ wire and cable pulling lubricant represents the latest in polymer technology. An economical formulation, WireSlick™ polymer-base lubricant provides extremely good thermal stability and a lower freezing point (20° F) than clay-, soap- or wax-base formulations.

WireSlick™ is recommended for use with wire or cable insulated with rubber (R, RH, etc.), Neoprene; nylon and PVC plastics (T, TW, THW, THHN, etc.); Hypalon®; High-Density Polyethylene and Cross-Linked Polyethylene (XLP). It is also compatible with high-voltage cable with semi-conducting jackets.

WireSlick™ has been tested and passes the requirements of ICEA Standards:

ICEA #S-61-402/NEMA Pub. #WC5
ICEA #S-66-524/NEMA Pub. #WC7

- Polymer-base formulation
- Universally compatible with all types of wire and cable
- Widely used by power and telephone utilities
- Economical lubricant

Technical Information

1. pH: 8.2
2. Coefficient of Friction (wet and dry residue)
sliding wet — .11
sliding dry — .17
3. Color: orange
4. Weight per Gallon: 10 lbs.
5. Freezing Point: +20° F (-7° C)
6. High-Temperature Stability:
200° F (93° C)
7. Non-toxic, non-staining, contains no silicones

Note: Additional test data available upon request.

Wire and Cable Pulling Lubricant



CAT. NO.	DESCRIPTION	STD. CTN.
15-631	1-Gallon Pail	4

UL File E-43782.

*Hypalon is a registered trademark of E.I. DuPont.

For 24-hour safety and MSDS requirements, call Chemtrec at 800-424-9300.

Electrician Hand Tools

7" Awl



- Comfortable cushion-grip handle that is small enough for working in obstructed areas
- Constructed of hardened and tempered steel for strength and durability
- Convenient precision-ground tip can be resharpened

CAT. NO.	DESCRIPTION	STD. CTN.
18-AWL	7" Awl	5

Cable Cutter



- Designed to cut 4/0 aluminum and up to 2/0 soft copper
- Manufactured to meet or exceed U.S. government specifications

CAT. NO.	DESCRIPTION	STD. CTN.
18-CC9	Cable Cutter	5

Screw Starter



CAT. NO.	DESCRIPTION	STD. CTN.
18-265	Screw Starter 6" (Card Display)	10
18-266	Screw Starter 9" (Card Display)	10

Cable Rippers



- Slits outer jacket from Romex and other non-metallic (NM) sheathed cable

Model 18-223

- Made from cast aluminum; has replaceable blades
- For 2- or 3-wire #14, #12 or #10 with or without ground

CAT. NO.	DESCRIPTION	WIRE RANGE	STD. CTN.
18-223	Cable Ripper for 2 or 3 Wires	#14, #12 or #10	12
18-201	Replacement Blade for 18-223	—	1

Wire and Cable Cutting and Stripping Tool



- Interchangeable cassettes enable the user to strip a wide range of insulations without having to change tools
- Tool automatically strips wire to preset length

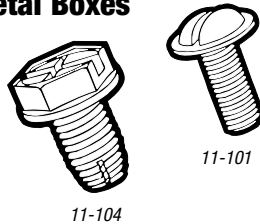
CAT. NO.	DESCRIPTION	PKG. QTY.
ERG1-WS	Self-Adjusting, Cutting and Stripping Tool	1
VBC-1	Replacement "V" Blade Cassette	1

ERG1-WS Wire Stripping/Cutting Tool is shipped with one Straight Blade Cassette (SBC-1).
"V" Blade Cassettes sold separately.

Hardware and Rough-In Products

Grounding Screws for Metal Boxes

- Color-coded green
- Size 10-32 x 3/8, fits tapped screw hole in most boxes
- Cat. No. 11-104 taps its own threads



CAT. NO.	DESCRIPTION	STD. CTN.
11-101	Washer Head Screws	1,000
11-104	Hex/Phillips/Slotted Head Self-Tapping	1,000

Anchors — Metallic

Lead Expansion Anchors


- For heavy-duty anchoring in solid masonry
- One setting tool supplied in each standard carton; no screws supplied



CAT. NO.	SCREW SIZE	HOLE DEPTH (IN.)	DRILL SIZE	STD. CTN.
53-308	1/4-20	7/8	1/2	500
53312	3/8-16	1 1/4	3/4	250

Mushroom Head Toggle Bolts

- "Spring-Wing" type, zinc plated
- Bolts are threaded full length



CAT. NO.	SIZE	DRILL HOLE (IN.)	STD. CTN.
52-602	1/8 (6-32) x 3	3/8	250
52-604	1/8 (6-32) x 4	3/8	250
52-622	3/16 (10-24) x 3	5/16	250
52-624	3/16 (10-24) x 4	5/16	250
52-632	1/4-20 x 3	3/4	250
52-634	1/4-20 x 4	3/4	250

Anchors — Non-Metallic

Economy Plastic Screw Anchor

- Superior holding power in solid masonry or concrete block



CAT. NO.	SIZE	FOR TAPPING SCREWS		DRILL* HOLE (IN.)	STD. CTN.
		SIZE	LENGTH (IN.)		
50-404	#12 x 1"	10 to 12	1	1/4	1,000

* When impact hammer drill is used, downsize drill hole 1/32".

Economy Screw Anchor Kits



CAT. NO.	DESCRIPTION	STD. CTN.
51-404*	(100) #12 x 1" Screw Anchor (100) 10 x 1" Slot/Phillips Head Screws (1) 1/4" Carbide-Tip Drill Bit	12
51-404HX	(100) #12 x 1" Screw Anchor (100) 10 x 1" Hex-Slotted Screws (1) 1/4" Carbide-Tip Drill Bit	12

* Now with Slot/Phillips screws.

Hardware and Rough-In Products

Anchors — Non-Metallic (continued)

Hexagon Nuts

- For use with machine bolts
- Finest quality steel, zinc plated



CAT. NO.	SIZE	STD. CTN.
55-004P	6-32	1,000
55-005P	8-32	1,000
55-008P	1/4-20	1,000
55-010	5/16-18	1,000
55-012	3/8-16	1,000

Red-Cap® Anchor Kits

- Red Cap® anchors, screws and drill bit in reusable plastic kit box



CAT. NO.	DESCRIPTION	STD. CTN.
51-208	(100) #8 Anchors (100) 6 x 1" Panhead Screws (1) 3/16" Carbide-Tip Drill Bit	12
51-212*	(100) #12 Anchors (100) 10 x 1" Combination Slot/Phillips Head Screws (1) 1/4" Carbide-Tip Drill Bit	12
51-212HX	(100) #12 Anchors (100) 10 x 1" Hex-Slotted Screws (10) 1/4" Carbide-Tip Drill Bit	12
51-216	(50) #16 Anchors (50) 14 x 1 1/4" Panhead Screws	12

* Now with combination Slot/Phillips screws.

Self-Drilling Screws

- Drill their own hole and form mating threads
- #8 screws fasten combined material thickness up to 3/32"
- #10 screws fasten combined material thickness up to 1/4"
- Hex Washer Head (no slot)
- 1/4" hex head fits 54-090 Magnetic Driver
- 5/16" hex head fits 54-091 Magnetic Driver



CAT. NO.	SIZE	HEAD SIZE (IN.)	POINT NO.	STD. CTN.
54-301	8 x 3/4"	1/4	2	1,000
54-302P	10 x 5/8"	5/16	3	1,000
54-303P	10 x 1"	5/16	3	1,000
54-304	12-14 x 3/4"	5/16	3	1,000

Magnetic Drivers

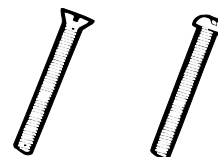
- For driving self-piercing and self-drilling hex head screws
- Fits power screwdriver and electric drill chucks
- Strong permanent magnet holds screw in position



CAT. NO.	SIZE	STD. CTN.
54-091	5/16" x 1 1/8" Hex-Head Magnetic Driver	12
54-090	1/4" x 1 1/8" Hex-Head Magnetic Driver	12

Machine Bolts

- Steel, zinc plated
- Accurate, uniform threads
- Round heads standard; flat heads available in some sizes



CAT. NO.	SIZE	STD. CTN.
54-541P	8-32 x 1/2"	1,000
54-543P	8-32 x 1"	1,000
54-545P	8-32 x 1 1/2"	1,000
54-546P	8-32 x 2"	1,000
54-570P	1/4-20 x 3/8"	1,000
54-571P	1/4-20 x 1/2"	1,000
54-572P	1/4-20 x 3/4"	500
54-573P	1/4-20 x 1"	500

Red-Cap® Screw Anchors

- Superior holding power in solid masonry or concrete block



CAT. NO.	SIZE	FOR TAPPING SCREWS		DRILL* HOLE (IN.)	STD. CTN.
		SIZE	LENGTH (IN.)		
50-210	#8 x 7/8"	6, 7 or 8	1-1 1/4	3/16	1,000
50-230	#12 x 1"	9, 10 or 12	1-1 1/4	1/4	1,000
50-250	#16 x 1 1/8"	14 or 16, 1/4" Lag Screw	1 1/4-1 1/2	5/16	500
BULK					
50-239	#12 x 1"	9, 10 or 12	1-1 1/4	1/4	10,000

* When impact hammer drill is used, downsize drill hole 1/32".

Note: For maximum holding power, select screw length 1/4" longer than anchor.

Hardware and Rough-In Products

Snap-In Blanks

- Steel
- Zinc plated
- Used for replacing knockouts in outlet boxes



CAT. NO.	SIZE	DIAMETER (IN.)	STD. CTN.
BL-111	1/2	1 5/64	1,000
BL-112	3/4	1 1/4	1,000
BL-113	1	1 1/2	1,000
BL-114	1 1/4	1 13/16	500
BL-115	1 1/2	2 7/32	500
BL-116	2	2 11/16	250

Plastic Clamps — Nylon

- Nylon
- Screw hole size .203 for #10 screw
- Temperature range -40° F to 176° F



CAT. NO.	DESCRIPTION	DIMENSIONS (IN.)				STD. CTN.
		D	W	T	E	
12-102	(NPC-2)	1/8	3/8	3/64	21/64	1,000
12-103	(NPC-3)	3/16	3/8	3/64	3/8	1,000
12-104	(NPC-4)	1/4	3/8	3/64	13/32	1,000
12-105	(NPC-5)	5/16	3/8	3/64	29/64	1,000
12-106	(NPC-6)	3/8	3/8	3/64	15/32	1,000
12-107	(NPC-7)	7/16	3/8	3/64	33/64	1,000
12-108	(NPC-8)	1/2	3/8	3/64	35/64	1,000
12-109	(NPC-9)	9/16	1/2	1/16	5/8	1,000
12-110	(NPC-10)	5/8	1/2	1/16	21/32	1,000
12-111	(NPC-11)	11/16	1/2	1/16	47/64	1,000
12-112	(NPC-12)	3/4	1/2	1/16	25/32	500
12-114	(NPC-14)	7/8	1/2	1/16	27/32	—
12-116	(NPC-16)	1	1/2	1/16	29/32	—
12-118	(NPC-18)	1 1/8	1/2	1/16	31/32	50

Bulk Cartons

12-202	(NPC-2)	1/8	3/8	3/64	21/64	1,000
12-203	(NPC-3)	3/16	3/8	3/64	3/8	1,000
12-204	(NPC-4)	1/4	3/8	3/64	13/32	1,000
12-205	(NPC-5)	5/16	3/8	3/64	29/64	1,000
12-206	(NPC-6)	3/8	3/8	3/64	15/32	1,000
12-207	(NPC-7)	7/16	3/8	3/64	33/64	1,000
12-208	(NPC-8)	1/2	3/8	3/64	35/64	1,000
12-209	(NPC-9)	9/16	1/2	1/16	5/8	1,000
12-210	(NPC-10)	5/8	1/2	1/16	21/32	1,000
12-211	(NPC-11)	11/16	1/2	1/16	47/64	—
12-212	(NPC-12)	3/4	1/2	1/16	25/32	1,000
12-214	(NPC-14)	7/8	1/2	1/16	27/32	500
12-216	(NPC-16)	1	1/2	1/16	29/32	500
12-218	(NPC-18)	1 1/8	1/2	1/16	31/32	—

Conduit Seals (Pennies)

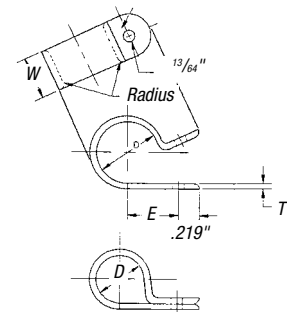
- Steel
- Used to keep plaster out of conduit during construction



CAT. NO.	SIZE	STD. CTN.
815-TB	1/2	1,000
816	3/4	500
817	1	250
818	1 1/4	250
819	1 1/2	100
820	2	100
821	2 1/2	100
822	3	50
824-TB	3 1/2	25
823	4	100

Plastic Clamps — Polypropylene

- Polypropylene
- Cost effective
- Hole size .203 for #10 screw
- Temperature range -40° F to 221° F



CAT. NO.	DESCRIPTION	DIMENSIONS (IN.)				STD. CTN.
		D	W	T	E	
12-502	(PPC-2)	1/8	1/2	1/16	23/64	1,000
12-503	(PPC-3)	3/16	1/2	1/16	27/64	1,000
12-504	(PPC-4)	1/4	1/2	1/16	29/64	1,000
12-505	(PPC-5)	5/16	1/2	1/16	1/2	1,000
12-506	(PPC-6)	3/8	1/2	1/16	17/32	1,000
12-507	(PPC-7)	7/16	1/2	1/16	9/16	1,000
12-508	(PPC-8)	1/2	1/2	1/16	19/32	1,000
12-509	(PPC-9)	9/16	1/2	1/16	5/8	1,000
12-510	(PPC-10)	5/8	1/2	1/16	21/32	1,000
12-511	(PPC-11)	11/16	1/2	1/16	3/4	1,000
12-512	(PPC-12)	3/4	1/2	1/16	25/32	500
12-516	(PPC-16)	1	1/2	1/16	29/32	—

Bulk Cartons

12-602	(PPC-2)	1/8	1/2	1/16	23/64	1,000
12-603	(PPC-3)	3/16	1/2	1/16	27/64	1,000
12-604	(PPC-4)	1/4	1/2	1/16	29/64	1,000
12-605	(PPC-5)	5/16	1/2	1/16	1/2	1,000
12-606	(PPC-6)	3/8	1/2	1/16	17/32	1,000
12-607	(PPC-7)	7/16	1/2	1/16	9/16	1,000
12-608	(PPC-8)	1/2	1/2	1/16	19/32	1,000
12-609	(PPC-9)	9/16	1/2	1/16	5/8	1,000
12-610	(PPC-10)	5/8	1/2	1/16	21/32	1,000
12-611	(PPC-11)	11/16	1/2	1/16	3/4	1,000
12-612	(PPC-12)	3/4	1/2	1/16	25/32	1,000
12-616	(PPC-16)	1	1/2	1/16	29/32	500

Hardware and Rough-In Products

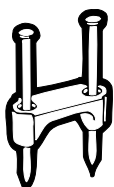
Steel Cable Staples



CAT. NO.	SIZE (IN.)	DESCRIPTION	H (IN.)	W (IN.)	STD. CTN.
For NM Cable					
17-130TB	1/2	2-Wire #12 or #14	7/8	1/2	5,000
17-140TB	1/2	Romex up to	7/8	1/2	5,000
17-140B	1/2	1/2" Wide	7/8	1/2	10,000*
17140XB	1/2		7/8	1/2	17,000
17-132	9/16	3-Wire #10 or #12	1 1/8	37/64	5,000
17-142	9/16	B X Romex; UF up	1 1/8	37/64	5,000
17-142B	9/16	to 37/64" Wide	1 1/8	37/64	8,000
17-123	3/4	3-Wire #6 SEU	1 5/16	25/32	1,000
17-124TB	1	3-Wire #2 SEU	1 1/2	1	1,000

* Reusable Plastic Bucket.

Plastic Cable Staples

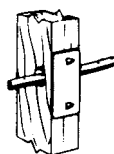


CAT. NO.	SIZE (IN.)	DESCRIPTION	STD. CTN.
17-214	1/2 (bag)	2-Wire, #12-#14 Romex,	500
17-224	1/2 (ctn.)	UF and other NM Cable	5,000
17-234	1/2 (ctn.)		5,000
17-215	3/4 (bag)	3-Wire #10 or #12 Romex	500
17-225	3/4 (ctn.)	UF up to 3/8 Wire	5,000
17-235	3/4 (ctn.)		5,000

* Reusable Plastic Bucket.

Cable Protector Plate

- Protects wires, cords and cables from nail and screw penetration



CAT. NO.	DESCRIPTION	STD. CTN.
CP-1	Steel Clip	100

Perforated Hanger Strap (3/4" Wide, 20 Gauge)

- Galvanized finish
- Easily bends or twists to desired shape



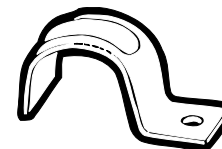
CAT. NO.	DESCRIPTION	STD. CTN.
16-263	50' Bulk	1
16-264	100' Bulk	1

Drive Straps

CAT. NO.	EMT SIZE (IN.)	PIPE SIZE (IN.)	STD. CTN.
For EMT and Pipe (Zinc Plated)			
16-941	3/8-1/2	3/8	1,000
16-942	3/4	1/2	1,000



Service Entrance Cable Straps



CAT. NO.	THINWALL CONDUIT SIZE (IN.)	STD. CTN.
ECS6	3:6, 2:6, 1:8	100
ECS2	3:2, 2:2, 1:4, 3:4	100
ECS20	3:2/0, 3:1/0	50
ECS40	3:4/0	50

Extra-Duty One-Hole Snap-Straps



CAT. NO.	THINWALL CONDUIT SIZE (IN.)	STD. CTN.
16-910	1/2	500

Hardware and Rough-In Products

Silicone Lubricant for High-Voltage Electrical Work

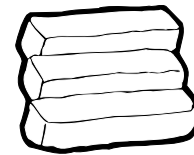
- Seals around junction boxes, flashings, service mast entries, service cable entries and countless other applications



CAT. NO.	SIZE	STD. CTN.
SL-5	5 oz.	12

Duct Seal

- Can be painted immediately after application
- +20° F to 212° F workable temperature range
- -40° F to 250° F service temperature range
- Contains no asbestos



CAT. NO.	DESCRIPTION	PKG. QTY.
DX-1	1-lb. Slug	50
DX-5	(5) 1-lb. Slugs	10
DX-5S	5-lb. Slug	10

UL Classified R13335.

Note: Not classified as a "Fire Stop." For moisture and air sealing only.

Wire Bristle Brush

- For removing oxides from conductor surfaces
- Easy-grip handle with glove guard to prevent rubber glove puncture



CAT. NO.	TYPE	STD. CTN.
WWB1	Complete Brush with Handle	6
WRB1	Wire Element Only, Pair	30

CONTAX® Oxide-Inhibiting Compound

- Seals electrical connections from oxygen and moisture
- Non-water soluble, non-petroleum based polymer grease
- Non-toxic, will not irritate the skin
- Service temperature to 460° F; can be applied in 0° F weather

CAT. NO.	SIZE	PKG. QTY.
CTA	½-oz. Package	400
CTB	4-oz. Plastic Bottles	72
CTB8	8-oz. Plastic Bottles	12
CTQ	Quart Cans	6
CTG	Gallon Cans	2

Hardware and Rough-In Products, Wire Testing Equipment


CTO™ Conduit Threading Oil

This oil is a premium petroleum-type cutting oil, chemically compounded to provide an excellent lubricant and coolant for heavy-duty threading, cutting, tapping and drilling.

CAT. NO.	DESCRIPTION	PKG. QTY.
15-112	1 Gallon	4

Receptacle Tester

- Conveniently tests receptacles for proper wiring, including polarity and presence of safety ground wire
- Label gives interpretations of all readings



CAT. NO.	DESCRIPTION	PKG. QTY.
19-060	Receptacle Tester for 120V Circuits	6

UL File E-80682.

High-Volt Testers

- 90–250 volts AC/DC
- Convenient pocket clip included



CAT. NO.	DESCRIPTION	PKG. QTY.
19-079	Tester & Screwdriver, 5" Overall Length	6

19-660C Audible Voltage Continuity Tester

Designed for the everyday needs of the professional electrician and made in the USA.

This solenoid-type tester model's features include:

- Three voltage indications: Solenoid vibration sensing, electronic neon visual indication and audible buzzer
- Positive AC/DC voltage identification: 6 to 600 volts, 60/50 Hz
- Automatic testing for continuity through 300K ohms
- Electronic buzzer indication for AC/DC voltage and continuity



CAT. NO.	DESCRIPTION	PKG. QTY.
19-660C	Audible Voltage/Continuity Tester, Solenoid Type	10