

## FS and FD Three-Gang Cast Device Boxes: Malleable Iron, Aluminum

Unilets for Use with Threaded Rigid Conduit and IMC.  
All Device Boxes have Ridge Top Construction.

ILLUSTRATION	SIZE	STD. PKG.	FERROUS ALLOY		††COPPER-FREE ALUMINUM	
			Catalogue Number	Wt. lbs.	Catalogue Number	Wt. lbs.

### FS Three-Gang Bodies



3/4	5	<b>FSC-23</b> Shallow	3.60	<b>FSC-23A</b> Shallow	1.20
1	5	<b>FDC-33</b> Deep	4.00	<b>FDC-33A</b> Deep	1.33

ILLUSTRATION	Catalogue Number	Description	Std. PKG.	Wt. lbs. Per 100
--------------	------------------	-------------	-----------	------------------

### Three-Gang Covers



**FS-43\*** Blank Cover, Steel – Electrogalvanized 20 27



**FS-63\*** Duplex Receptacle Cover, Steel – Electrogalvanized 20 23



**FS-93\*** Tumbler Switch, Steel – Electrogalvanized 20 25



**FS-699\*** Combination Duplex Receptacle and Tumbler Switch Cover, Steel – Electrogalvanized 20 25



**FS-669\*** Combination Duplex Receptacle and Tumbler Switch Cover, Steel – Electrogalvanized 20 25

### Vaportight Covers

Furnished with gasket and stainless steel screws

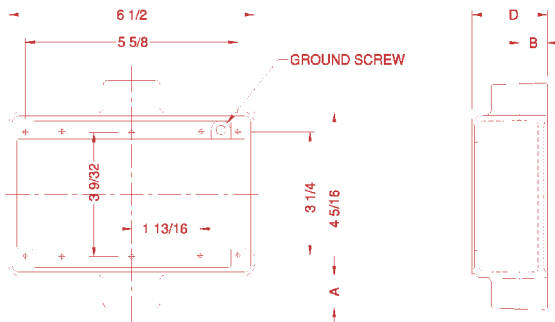


**FS-300g\*** Blank Cover, Ferrous Alloy 10 120



**FS-1283††** Aluminum Cover external operation of Tumbler Switches. Push Pull operation, “ON” or “OFF” 10 330

### Dimensions for Three-Gang Devices



Hub Size	A	B	C	D		E
				FS	FD	
1/2	3/4	5/8	1-3/8	2	2-3/4	2-3/16
1	7/8	7/8	1-1/4	2	2-3/4	2-3/16

\* Available in Aluminum: Add suffix “A” to Catalog No. †† Maximum copper content less than 4/10 of 1%.

## FS and FD Four-Gang Cast Device Boxes: Malleable Iron, Aluminum

Unilets for Use with Threaded Rigid Conduit and IMC.  
All Device Boxes have Ridge Top Construction.





ILLUSTRATION	SIZE	STD. PKG.	FERROUS ALLOY
<b>FS Four-Gang Bodies</b>			
	3/4"	5	See <b>FDO-4</b> on page B-16

ILLUSTRATION	Catalogue Number	Description
<b>Four-Gang Covers</b>		
	<b>FS-44*</b>	Blank Cover, Steel – Electrogalvanized. Fits FSC-24
	<b>FS-64*</b>	Duplex Receptacle Cover, Steel – Electrogalvanized. Fits FSC-24
	<b>FS-94*</b>	Tumbler Switch Cover, Steel – Electrogalvanized. Fits FSC-24
	<b>FK-94*</b>	Tumbler Switch Cover, Steel – Electrogalvanized. Fits FDO-4 listed on page 16
* Above covers attach to devices		

### Vaportight Covers

Furnished with gasket and stainless steel screws



FS-400G  
FK-400G

**FS-400G\***


Blank Cover, Ferrous Alloy. Fits FSC-24

**FK-400G\***

Blank Cover, Ferrous Alloy. Fits FDO-4 on page 16

\* Above covers attach to box

### Gaskets




FS4-GK  
FK4-GK

**FK4-GK**

For Covers for FDO-4 Unilets – Sponge Neoprene

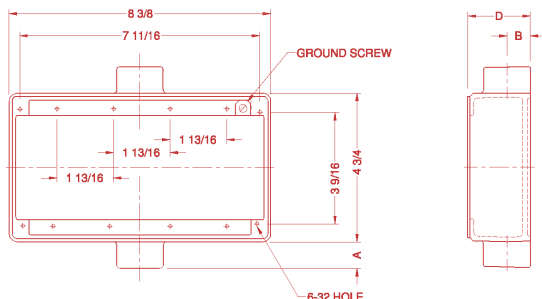
FS4-OGK



**FS4-OGK**

For FS-400G and FS-1284 Covers with Gasket Mounting Groove

### Dimensions FS and FD Unilets



Hub Size	A	B	C	D	
				FS	FD
1/2	3/4	5/8	1-3/8	2	2-3/4
1	7/8	7/8	1-1/4	2	2-3/4

\* Available in Aluminum: Add suffix "A" to Catalog No. Cast Covers are copper free (Max copper content less than 4/10 of 1%).