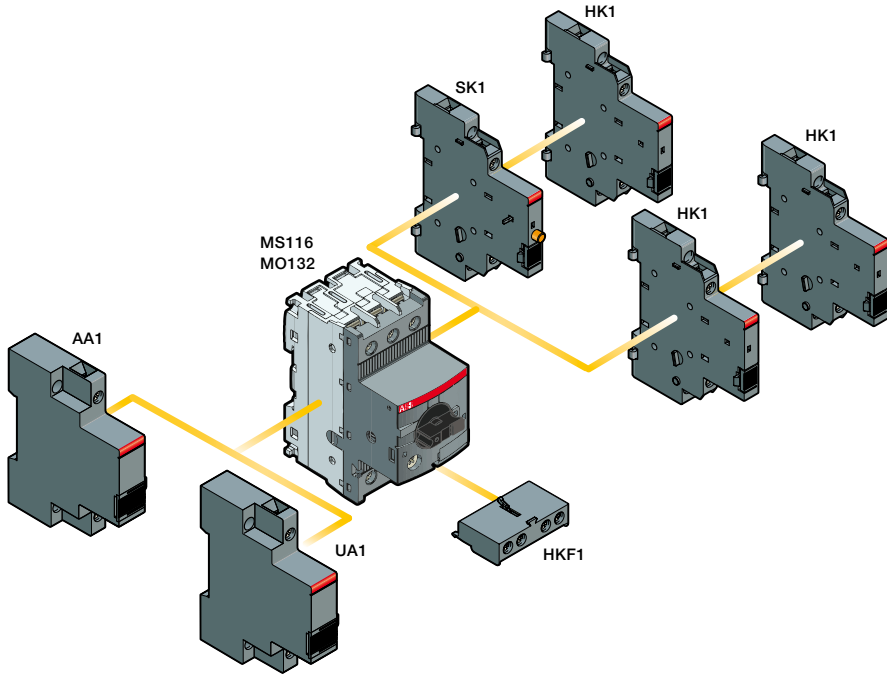


MS116, MS132, MO132 manual motor starters

Main accessories

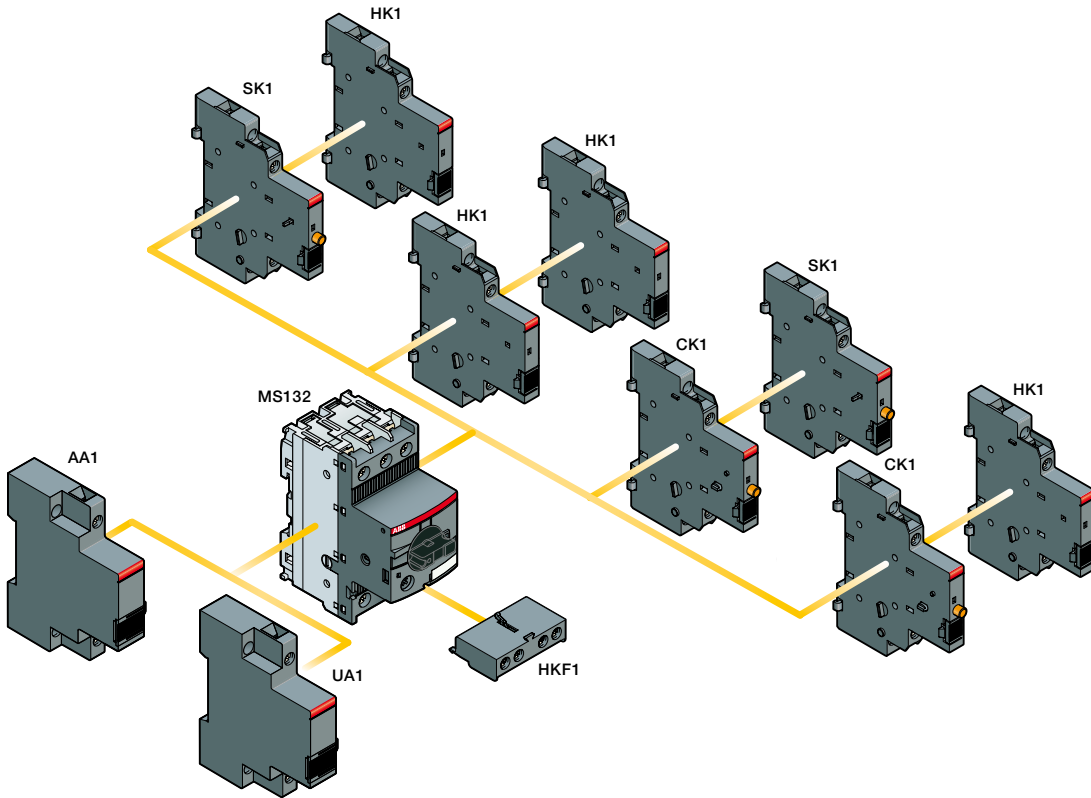
MS116, MO132 manual motor starters with accessories

2



2CDC246001F0013

MS132 manual motor starters with accessories



1SB050031F0000

2CDC131050C0201

MS116, MS132, MO132 manual motor starters

Main accessories



HKF1-11



HK1-11



SK1-11



CK1-11

Description

Manual motor starters can be equipped with auxiliary contacts for lateral/front mounting, signalling contact for lateral mounting, undervoltage release and shunt trips. Two different signalling contacts are available. The accessories can be fitted wiring free and without tools. A variety of combinations is possible as required for the application. The auxiliary contacts change position with the main contacts. The signalling contact SK signals tripping regardless if it was caused by short-circuit or overload. The signalling contact CK signals tripping in case it was caused by short-circuit. Undervoltage release are used for remote tripping of the manual motor starter especially for emergency stop circuits. Shunt trips release the MMS used for remote tripping.

Ordering details

Suitable for	Auxiliary contacts N.O.	Auxiliary contacts N.C.	Description	Type	Order code	Pkg qty	Weight (1 pce)
--------------	-------------------------	-------------------------	-------------	------	------------	---------	----------------

Auxiliary contacts – mountable on the front

MS116, MS132, MO132	1	1		HKF1-11	1SAM201901R1001	10	0.015
	2	0		HKF1-20	1SAM201901R1002	10	0.015

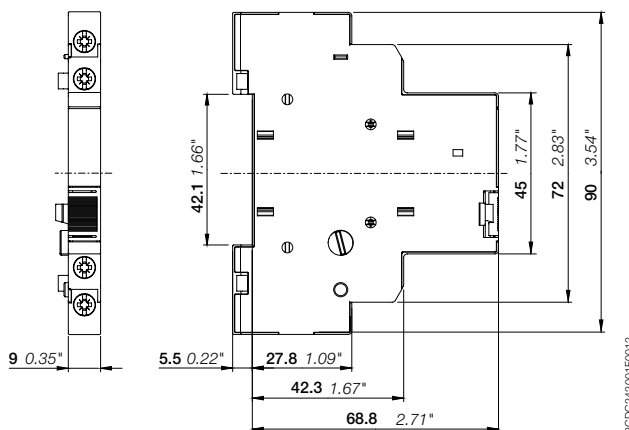
Auxiliary contacts – mountable on the right

MS116, MS132, MO132	1	1	max. 2 pieces	HK1-11	1SAM201902R1001	2	0.035
	2	0	max. 2 pieces	HK1-20	1SAM201902R1002	2	0.035
	0	2	max. 2 pieces	HK1-02	1SAM201902R1003	2	0.035
	2	0	with lead contacts	HK1-20L	1SAM201902R1004	2	0.035

Signalling contacts – mountable on the right

MS116, MS132, MO132	1	1	for tripped alarm, max. 2 pieces	SK1-11	1SAM201903R1001	2	0.035
	2	0	for tripped alarm, max. 2 pieces	SK1-20	1SAM201903R1002	2	0.035
	0	2	for tripped alarm, max. 2 pieces	SK1-02	1SAM201903R1003	2	0.035
MS132	1	1	for short-circuit alarm, max. 2 pieces	CK1-11	1SAM301901R1001	2	0.035
	2	0	for short-circuit alarm, max. 2 pieces	CK1-20	1SAM301901R1002	2	0.035
	0	2	for short-circuit alarm, max. 2 pieces	CK1-02	1SAM301901R1003	2	0.035

Main dimensions mm, inches



HK1

MS116, MS132, MO132 manual motor starters

Main accessories

2



1SBC101211F0014

AA1-24



1SBC101212F0014

UA1-24

Ordering details

Suitable for	Rated control supply voltage	Frequency	Type	Order code	Pkg qty	Weight (1 pce)
	V	Hz				kg

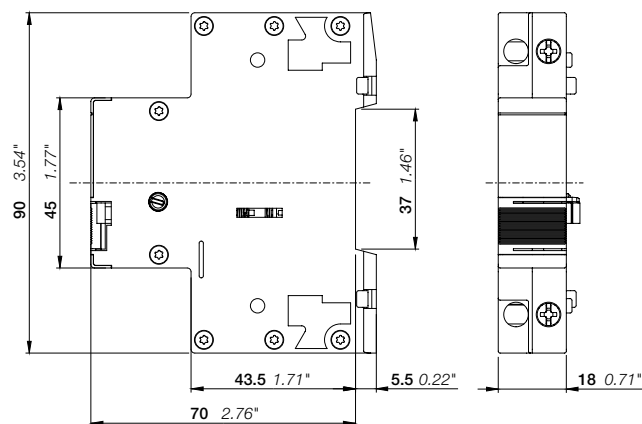
Shunt trips – mountable on the left

MS116, MS132, MO132	20...24	50/60	AA1-24	1SAM201910R1001	1	0.100
	110	50/60	AA1-110	1SAM201910R1002	1	0.100
	200...240	50/60	AA1-230	1SAM201910R1003	1	0.100
	350...415	50/60	AA1-400	1SAM201910R1004	1	0.100

Undervoltage releases – mountable on the left

MS116, MS132, MO132	24	50	UA1-24	1SAM201904R1001	1	0.100
	48	50	UA1-48	1SAM201904R1002	1	0.100
	60	50	UA1-60	1SAM201904R1003	1	0.100
	110...120	50/60	UA1-110	1SAM201904R1004	1	0.100
	208	60	UA1-208	1SAM201904R1008	1	0.100
	230...240	50/60	UA1-230	1SAM201904R1005	1	0.100
	400	50	UA1-400	1SAM201904R1006	1	0.100
	415...480	50/60	UA1-415	1SAM201904R1007	1	0.100

Main dimensions mm, inches



AA1, UA1

2DCD24000F0012

2CDC131050C0201