













ECS Selector Switch Control Stations

Explosionproof, Dust-Ignitionproof, Factory Sealed and Non-Factory Sealed

CEC:
 Class I, Division 1 and 2, Groups B, C, D
 Class II, Division 1 and 2, Groups E, F, G
 Class III
 CSA Type 3R, 7BCD, 9EFG

ECS Series Push Button Stations – Factory Sealed Devices


















	Hub Size (Inches)	Description	Contact Arrangement	Legend Plate	Catalog Number
1-Gang					
	3/4	1 Circuit		Start	ECS3U1
	1	Universal		Start	ECS5U1
	3/4	2 Circuit		Start/Stop	ECS3U2
	1	Universal		Start/Stop	ECS5U2
Emergency Stop – Maintained Contact					
	3/4	1 Circuit		Stop	ECS3UM1
	1	Universal		Stop	ECS5UM1
Emergency Stop – Momentary Contact					
	3/4	1 Circuit		Stop	ECS3MU1
	1	Universal		Stop	ECS5MU1
2-Gang					
	3/4	2 Circuit		Start/Stop	ECS7U2
	1	Universal		Start/Stop	ECS9U2
	3/4	4 Circuit		Start/Stop	ECS7U4
	1	Universal		Start/Stop	ECS9U4

ECS Selector Switch Control Stations

Explosionproof, Dust-Ignitionproof, Factory Sealed and Non-Factory Sealed

CEC:
 Class I, Division 1 and 2, Groups B, C, D
 Class II, Division 1 and 2, Groups E, F, G
 Class III
 CSA Type 3R, 7BCD, 9EFG

ECS Pilot Lights and Push Buttons – Factory Sealed Devices

		Hub Size (Inches)	Description	Contact Arrangement	Legend Plate	Catalog Number
1-Gang						
	3/4	One Red		None	ECS3JR	
	1	Pilot Light		None	ECS5JR	
	3/4	Two Red		None	ECS32JR	
	1	Pilot Lights		None	ECS52JR	
1-Gang						
	3/4	1 Circuit Universal and 1 Green Pilot Light		Start	ECS3JGU1	
	1	1 Circuit Pilot Light and 1 Green Pilot Light		Start	ECS5JGU1	
	3/4	2 Circuit Universal and 1 Red Pilot Light		Start Stop	ECS3JRU2	
	1	2 Circuit Universal and 1 Red Pilot Light		Start Stop	ECS5JRU2	
2-Gang						
	3/4	2 Circuit Universal and 1 Red Pilot Light		Start Stop	ECS7JRU2	
	1	2 Circuit Universal and 1 Red Pilot Light		Start Stop	ECS9JRU2	
	3/4	2 Circuit Universal and 1 Red and 1 Green Pilot Light		Start Stop	ECS7JGJRU2	
	1	2 Circuit and Universal 1 Red and 1 Green Pilot Light		Start Stop	ECS9U2JRJG	

APPLETON™

CONTROLS: NEC/CEC EXPLOSIONPROOF CONTROL STATIONS AND SWITCHES





















ECS Selector Switch Control Stations

Explosionproof, Dust-Ignitionproof, Factory Sealed and Non-Factory Sealed

CEC:
 Class I, Division 1 and 2, Groups B, C, D
 Class II, Division 1 and 2, Groups E, F, G
 Class III
 CSA Type 3R, 7BCD, 9EFG

APPLETON™

CONTROLS: NEC/CEC EXPLOSIONPROOF CONTROL STATIONS AND SWITCHES

	Thread Size (Inches)	Description	Left	Diagram Centre	Right	Legend Plate	Catalog Number
Selector Switches – Factory Sealed Devices							
	3/4	2 Position					ECS312
	1	2 Circuit		None		Start/Stop	ECS512
	3/4	2 Position					ECS335
	1	4 Circuit		None		Start/Stop	ECS535
	3/4	3 Position				Hand/Off/Auto	ECS3102
	1	2 Circuit					ECS5102
	3/4	3 Position					ECS3345
	1	4 Circuit				Hand/Off/Auto	ECS5345
Key Operated Selector Switches – Non-Factory Sealed Devices							
<i>Key removable in one position.</i>							
	3/4	2 Position		None		Start/Stop	ECS2SA82U
	1	2 Circuit					ECS4SA82U
	3/4	3 Position					ECS2SA86U
	1	2 Circuit				Hand/Off/Auto	ECS4SA86U