













# ECS Selector Switch Control Stations

Explosionproof, Dust-Ignitionproof, Factory Sealed and Non-Factory Sealed

CEC:  
 Class I, Division 1 and 2, Groups B, C, D  
 Class II, Division 1 and 2, Groups E, F, G  
 Class III  
 CSA Type 3R, 7BCD, 9EFG

## ECS Series Push Button Stations – Factory Sealed Devices

	Hub Size (Inches)	Description	Contact Arrangement	Legend Plate	Catalog Number
<b>1-Gang</b>					
	3/4	1 Circuit		Start	<b>ECS3U1</b>
	1	Universal		Start	<b>ECS5U1</b>
	3/4	2 Circuit		Start/Stop	<b>ECS3U2</b>
	1	Universal		Start/Stop	<b>ECS5U2</b>
<b>Emergency Stop – Maintained Contact</b>					
	3/4	1 Circuit		Stop	<b>ECS3UM1</b>
	1	Universal		Stop	<b>ECS5UM1</b>
<b>Emergency Stop – Momentary Contact</b>					
	3/4	1 Circuit		Stop	<b>ECS3MU1</b>
	1	Universal		Stop	<b>ECS5MU1</b>
<b>2-Gang</b>					
	3/4	2 Circuit		Start/Stop	<b>ECS7U2</b>
	1	Universal		Start/Stop	<b>ECS9U2</b>
	3/4	4 Circuit		Start/Stop	<b>ECS7U4</b>
	1	Universal		Start/Stop	<b>ECS9U4</b>

APPLETON™


















CONTROLS: NEC/CEC EXPLOSIONPROOF CONTROL STATIONS AND SWITCHES

# ECS Selector Switch Control Stations

Explosionproof, Dust-Ignitionproof, Factory Sealed and Non-Factory Sealed

CEC:  
 Class I, Division 1 and 2, Groups B, C, D  
 Class II, Division 1 and 2, Groups E, F, G  
 Class III  
 CSA Type 3R, 7BCD, 9EFG

## ECS Pilot Lights and Push Buttons – Factory Sealed Devices

	Hub Size (Inches)	Description	Contact Arrangement	Legend Plate	Catalog Number
<b>1-Gang</b>					
	3/4	One Red		None	<b>ECS3JR</b>
	1	Pilot Light		None	<b>ECS5JR</b>
	3/4	Two Red		None	<b>ECS32JR</b>
	1	Pilot Lights		None	<b>ECS52JR</b>
<b>1-Gang</b>					
	3/4	1 Circuit Universal and 1 Green Pilot Light		Start	<b>ECS3JGU1</b>
	1	1 Circuit Pilot Light and 1 Green Pilot Light		Start	<b>ECS5JGU1</b>
	3/4	2 Circuit Universal and 1 Red Pilot Light		Start Stop	<b>ECS3JRU2</b>
	1	2 Circuit Universal and 1 Red Pilot Light		Start Stop	<b>ECS5JRU2</b>
<b>2-Gang</b>					
	3/4	2 Circuit Universal and 1 Red Pilot Light		Start Stop	<b>ECS7JRU2</b>
	1	2 Circuit Universal and 1 Red Pilot Light		Start Stop	<b>ECS9JRU2</b>
	3/4	2 Circuit Universal and 1 Red and 1 Green Pilot Light		Start Stop	<b>ECS7JGJRU2</b>
	1	2 Circuit and Universal 1 Red and 1 Green Pilot Light		Start Stop	<b>ECS9U2JRJG</b>

APPLETON™

CONTROLS: NEC/CEC EXPLOSIONPROOF CONTROL STATIONS AND SWITCHES




























# ECS Selector Switch Control Stations

Explosionproof, Dust-Ignitionproof, Factory Sealed and Non-Factory Sealed

CEC:  
 Class I, Division 1 and 2, Groups B, C, D  
 Class II, Division 1 and 2, Groups E, F, G  
 Class III  
 CSA Type 3R, 7BCD, 9EFG

APPLETON™

CONTROLS: NEC/CEC EXPLOSIONPROOF CONTROL STATIONS AND SWITCHES

	Thread Size (Inches)	Description	Left	Diagram Centre	Right	Legend Plate	Catalog Number
<b>Selector Switches – Factory Sealed Devices</b>							
	3/4	2 Position		None		Start/Stop	ECS312
	1	2 Circuit		None		Start/Stop	ECS512
	3/4	2 Position		None		Start/Stop	ECS335
	1	4 Circuit		None		Start/Stop	ECS535
	3/4	3 Position				Hand/Off/Auto	ECS3102
	1	2 Circuit				Hand/Off/Auto	ECS5102
	3/4	3 Position				Hand/Off/Auto	ECS3345
	1	4 Circuit				Hand/Off/Auto	ECS5345
<b>Key Operated Selector Switches – Non-Factory Sealed Devices</b>							
<i>Key removable in one position.</i>							
	3/4	2 Position		None		Start/Stop	ECS2SA82U
	1	2 Circuit		None		Start/Stop	ECS4SA82U
	3/4	3 Position				Hand/Off/Auto	ECS2SA86U
	1	2 Circuit				Hand/Off/Auto	ECS4SA86U