

USHIO

HIGH PRESSURE SODIUM

LU SERIES



HIGH PRESSURE SODIUM SINGLE ENDED FOR GENERAL LIGHTING

USHIO's LU series High Pressure Sodium lamps are highly efficient and produce a warm color. They are excellent for lighting large areas and are often used in street lighting, industrial high-bay, parks, and other commercial lighting uses where color rendering is not considered critical.

Wattages range from 35 up to 400, and are available in single ended, E26 medium and E39 mogul base.

FEATURES & BENEFITS

- High efficacy 3 to 5 times more efficient than incandescent
- Clear bulb finish
- Lamps are manufactured to standard ANSI specifications
- Long life

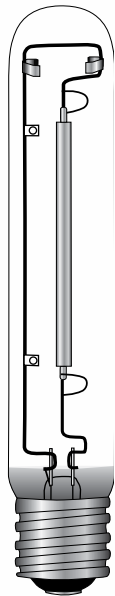
APPLICATIONS

- Commercial and Industrial
- Flood Lighting
- Industrial High-Bay
- Downlighting
- Parking Lots and Garages
- Security

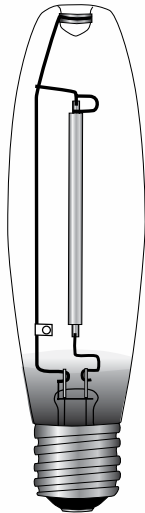
Distributed by:

USHIO

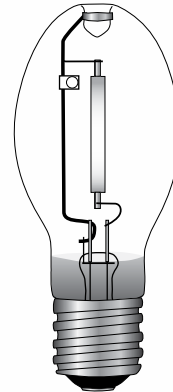
CHARACTERISTICS & SPECIFICATIONS



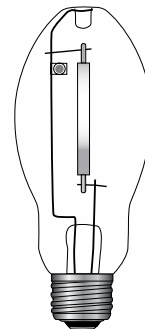
T15
E39 Mogul Base



ED18
E39 Mogul Base



ED23 1/2 • ED28
E39 Mogul Base



ED17
E26 Medium Base

Watts (W)	Ushio Ordering Code	Ushio Lamp Description	Ballast	Dimension		Color Temp (K)	Initial Lumens (lm)	Avg Life (h)		
				OAL (in / mm)	LCL (in / mm)					
SINGLE ENDED – E26 MEDIUM BASE										
35	5000050**	LU-35/MED, ED17	S76HA-35	5 7/16	138	3 5/16	84	2000	2250	24000
50	5000056	LU-50/MED, ED17	S68LP-50	5 7/16	138	3 5/16	84	2000	4000	24000
70	5000060	LU-70/MED, ED17	S62LG-70	5 7/16	138	3 5/16	84	2000	6400	24000
100	5000040	LU-100/MED, ED17	S54SG-100	5 7/16	138	3 5/16	84	2000	9500	24000
150	5000045	LU-150/MED, ED17	S55RN-150	5 7/16	138	3 5/16	84	2000	16000	24000
SINGLE ENDED – E39 MOGUL BASE										
50	5000053**	LU-50, ED23 1/2	S68MS-50	7 5/16	186	5	127	2000	4000	24000
70	5000057	LU-70, ED23 1/2	S62ME-70	7 5/16	186	5	127	2000	6300	24000
100	5000037	LU-100, ED23 1/2	S54SB-100	7 5/16	186	5	127	2000	9500	24000
150	5000042	LU-150/55, ED23 1/2	S55SC-150	7 5/16	186	5	127	2000	16000	24000
200	5000046	LU-200, ED18	S66MN-200	9 3/4	248	5 3/4	146	2000	22000	24000
250	5000047**	LU-250, T15	S50VA-250	10 3/4	260	6 1/4	158	2000	28500	24000
250	5001138	LU-250, ED18	S50VA-250	9 3/4	248	5 3/4	146	2000	28500	24000
400	5000051	LU-400, ED18	S51WA-400	9 3/4	248	5 3/4	146	2000	48000	24000
400	5001127**	LU-400, T15	S51WA-400	11 1/2	292	6 7/8	175	2000	48000	24000

Burn Position: Horizontal ±40°

**Special order item only

Form No. S-LU/R-1211: Specifications may be subject to change without prior notice.
Refer to www.ushio.com for the most current product specifications.

Scan with a smartphone to view this product online.

