



Project: \_\_\_\_\_

Fixture Type: \_\_\_\_\_

Location: \_\_\_\_\_

Contact/Phone: \_\_\_\_\_

# 6" DELUXE UNIVERSAL TC HOUSING

INCANDESCENT LAMPS

**TC2**

## PRODUCT DESCRIPTION

TC Housing design for use in non-insulated areas • If installed where insulation is present, the insulation must be pulled back 3" from all sides of the TC housing.

## PRODUCT SPECIFICATIONS

**Lamp** Lamp ratings based on trim selected—see reverse.

**Socket** Medium base porcelain with nickel-plated copper screw shell • Drop socket with spring to accommodate certain trim installation.

**Trims** Trim selection shown on reverse.

**Labels** U.L. listed for through-branch wiring, damp locations and IP • Product thermally protected against improper use of lamps or insulation • Union made AFL-CIO • UL Listed/CSA certified • Trims 20, 21, 22, 240, 241, 242, 243 and 9900 are wet location approved for covered ceiling applications • Trims 28, 29 are wet location approved for covered ceiling applications, **when used with outdoor rated lamps.**

**Testing** All reports are based on published industry procedures; field performance may differ from laboratory performance.

Product specifications subject to change without notice.

## INSTALLATION

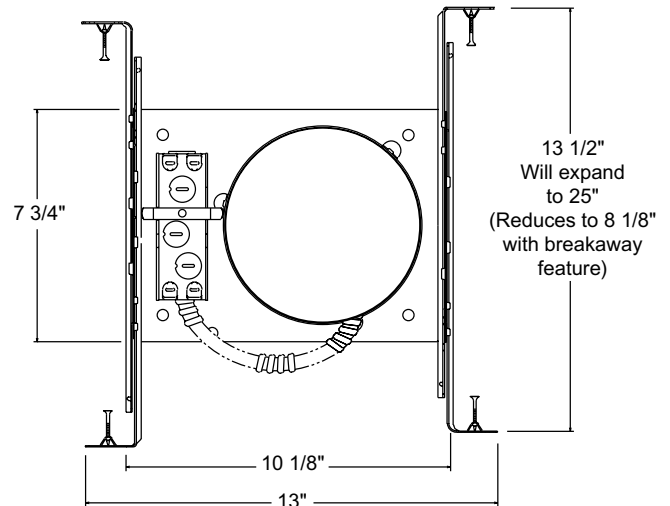
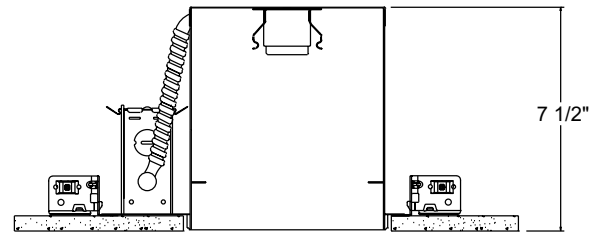
**Real Nail 3 Bar Hangers** Telescoping, patent-pending Real Nail 3 system permits quick placement of housing anywhere within 24" O.C. joists or suspended ceilings • Integral T-bar notch and clip secures housing in suspended ceiling grid – no accessory clips required • 24" expansion stop allows quick placement of fixture in standard grid spacing • Bars scored in two locations for fast, clean breaking, allowing housing installation in tight applications • Bars captive to mounting frame • Edge-mounted for extra strength • Captive bugle-headed ring shank nail for quick one-step installation and easy removal with claw hammer for fixture relocation • Quick-Loc slot and oversized locking set screw lock fixture in position • Bar hanger foot contoured to align to bottom of construction joist • Alternate mounting holes included.

**Junction Box** Pre-wired junction box provided with (5) ½" and (1) ¾" knockouts, (4) Romex connectors and ground wire, U.L. listed/CSA certified for through-branch wiring, maximum 8 No. 12 AWG 90° C branch circuit conductors (4 in, 4 out) • Junction box provided with removable access plates • Knockouts equipped with pryout slots.

**Mounting Frame** 22-gauge die-formed galvanized steel mounting frame • Rough-in section (junction box, mounting frame, housing and bar hangers) fully assembled for ease of installation.

**Housing** TC housing, 22-gauge white painted steel • Housing is vertically adjustable to accommodate up to a 2" ceiling thickness.

## DIMENSIONS







































6 7/8" CEILING CUTOUT



## PRODUCT CODES

Catalog Number	Input Voltage	Lamp Rating (max.)
TC2	120V	A19/A21/BR30/BR40/MR16/PAR16/PAR20/PAR30/PAR30L/PAR38/R20/R30 (See reverse for max. trim rating)

## TRIMS/LAMPS

Cat. No.	Description	Max. Lamp Rating	Cat. No.	Description	Max. Lamp Rating
 <b>20-WH ♦</b> <b>20-PW ♦</b> <b>240-WH ♦</b> <b>240-PW ♦</b>	Albalite Shower/Closet Light Albalite with Reflector Shower/Closet Light	75W A19 100W A19	 <b>224B-WH</b> <b>224W-WH</b>	Gimbal in Black Baffle Gimbal in White Baffle Can also be used w/med. screw base lamps	150W PAR38/3 Side Prong
 <b>21-WH ♦</b> <b>21-PW ♦</b> <b>241-WH ♦</b> <b>241-PW ♦</b>	Drop Opal Shower/Closet Light Drop Opal with Reflector Shower/Closet Light	75W A19 100W A19	 <b>230CB-WH</b> <b>230CW-WH</b>	Economy Multiplier - Clear w/Black Baffle Economy Multiplier - Clear w/White Baffle	100W A19
 <b>242-WH ♦</b> <b>242-SC ♦</b> <b>242-ABZ ♦</b>	Shower Trim, Frosted Lens with Clear Center	120W PAR38	 <b>232C-WH</b> <b>232G-WH</b> <b>232W-WH</b> <b>232HZ-WH</b> <b>232WHZ-WH</b>	Multiplier - Clear Alzak® Multiplier - Gold Alzak® Multiplier - Gloss White Multiplier - Haze Multiplier - Wheat Haze	100W A19, 150W A21 100W A19, 150W A21 100W A19 100W A19, 150W A21 100W A19, 150W A21
 <b>22-WH ♦</b>	Fresnel	75W A19	 <b>233C-WH</b>	Multiplier in Clear Alzak® w/Black Baffle	100W A19, 150W A21
 <b>23B-WH</b>	Pinhole with black baffle	50W PAR20/R20	 <b>250-WH</b> <b>250-PB</b> <b>250-SC</b> <b>250-ABZ</b>	Open Frame Open Frame Open Frame Open Frame	65W BR30
 <b>24B-WH</b> <b>24B-PB</b> <b>24B-SC</b> <b>24B-ABZ</b> <b>24W-WH</b>	Conical Black Baffle Conical Black Baffle Conical Black Baffle Conical Black Baffle Conical White Baffle	75W PAR30L, 65W BR30	 <b>251-WH</b> <b>251-PB</b>	Open Frame Open Frame	120W BR40, 250W R40 Heat Lamp
 <b>25B-WH</b> <b>25B-PB</b> <b>25B-SC</b> <b>25W-WH</b>	Straight Black Baffle Straight Black Baffle Straight Black Baffle Straight White Baffle	150W PAR38, 120W BR40	 <b>254B-WH</b> <b>254W-WH</b>	Deep Baffle - Black Deep Baffle - White	75W PAR30, 100W PAR38
 <b>26C-WH</b> <b>26G-WH</b> <b>26B-WH</b> <b>26PT-SC</b> <b>26W-WH</b> <b>26HZ-WH</b> <b>26WHZ-WH</b>	Straight Cone - Clear Alzak® Straight Cone - Gold Alzak® Straight Cone - Black Alzak® Straight Cone - Pewter Alzak® Straight Cone - Gloss White Straight Cone - Haze Straight Cone - Wheat Haze	150W PAR38, 120W BR40	 <b>257C-WH</b> <b>257B-WH</b> <b>257G-WH</b> <b>257HZ-WH</b> <b>257WHZ-WH</b>	Deep Cone - Clear Alzak® Deep Cone - Black Alzak® Deep Cone - Gold Alzak® Deep Cone - Haze Deep Cone - Wheat Haze	75W PAR30, 100W PAR38
 <b>27C-WH</b> <b>27G-WH</b> <b>27G-PB</b> <b>27B-WH</b> <b>27PT-SC</b> <b>27W-WH</b> <b>27HZ-WH</b> <b>27WHZ-WH</b> <b>27WHZ-ABZ</b>	Tapered Cone - Clear Alzak® Tapered Cone - Gold Alzak® Tapered Cone - Gold Alzak® Tapered Cone - Black Alzak® Tapered Cone - Pewter Alzak® Tapered Cone - Gloss White Tapered Cone - Haze Tapered Cone - Wheat Haze Tapered Cone - Wheat Haze	75W PAR30L, 65W BR30	 <b>261B-WH</b> <b>261W-WH</b>	Scoop Wall Wash w/Black Baffle Scoop Wall Wash w/White Baffle	75W A19
 <b>28B-WH ♦♦</b> <b>28W-WH ♦♦</b>	Conical Black Baffle Conical White Baffle	100W A19, 150W A21, 150W PAR38, 75W PAR30, 75W PAR30L, 85W BR30, 120W BR40	 <b>264B-WH</b> <b>264W-WH</b>	PAR30 Adjustable Conical Black Baffle PAR30 Adjustable Conical White Baffle	75W PAR30
 <b>29C-WH ♦♦</b> <b>29W-WH ♦♦</b>	Deep Cone - Clear Deep Cone - White	100W A19, 150W A21, 100W PAR38, 75W PAR30, 75W PAR30L, 85W BR30, 120W BR40	 <b>267C-WH</b> <b>267G-WH</b> <b>267B-WH</b> <b>267HZ-WH</b> <b>267WHZ-WH</b>	PAR30 Adjustable Cone - Clear Alzak® PAR30 Adjustable Cone - Gold Alzak® PAR30 Adjustable Cone - Black Alzak® PAR30 Adjustable Cone - Haze PAR30 Adjustable Cone - Wheat Haze	75W PAR30
 <b>226B-WH</b> <b>226W-WH</b>	Black Cylinder w/Black Baffle White Cylinder w/White Baffle	60W PAR16	 <b>243-WH ♦</b>	Decorative Swirled Etched Opal Glass	100W A19
 <b>228-WH</b>	R20 Regressed Eyeball	50W PAR20/R20	 <b>9324-PB</b> <b>9324-SC</b>	Luminous Disc (Frosted) Luminous Disc (Frosted)	65W BR30
 <b>229-WH</b> <b>229-PB</b> <b>229-SC</b> <b>229-ABZ</b>	BR30 Regressed Eyeball BR30 Regressed Eyeball BR30 Regressed Eyeball BR30 Regressed Eyeball	75W PAR30L, 65W BR30	 <b>9702</b>	Luminous Collar (Frosted)	75W BR30
 <b>248W-WH</b>	R20 Eyeball in White Baffle	50W PAR20/R20	 <b>9024W-WH</b>	White Octagonal w/White Baffle	65W BR30
 <b>249B-WH</b> <b>249B-PB</b> <b>249W-WH</b>	BR30 Eyeball in Black Baffle BR30 Eyeball in Black Baffle BR30 Eyeball in White Baffle	75W PAR30L, 65W BR30	 <b>9524-PB</b> <b>9524-SC</b>	Brass Band Chrome Band	65W BR30
 <b>244B-WH</b> <b>244W-WH</b>	Shallow Black Baffle Shallow White Baffle	75W PAR30/30L, 65W BR30	 <b>9900-WH ♦</b> <b>9900-PB</b> <b>9900-SC</b>	Fluted Opal Lens Fluted Opal Lens Fluted Opal Lens	75W A19
 <b>247C-WH</b> <b>247G-WH</b> <b>247B-WH</b> <b>247HZ-WH</b> <b>247WHZ-WH</b>	Shallow Cone - Clear Alzak® Shallow Cone - Gold Alzak® Shallow Cone - Black Alzak® Shallow Cone - Haze Shallow Cone - Wheat Haze	75W PAR30/30L, 65W BR30	 <b>XR30101WH</b> <b>XR30101BL</b> <b>XR30101GP</b> <b>XR30101SL</b>	AVIO Square Gimbal Ring - White AVIO Square Gimbal Ring - Black AVIO Square Gimbal Ring - Graphite AVIO Square Gimbal Ring - Silver	75W PAR30

## LOW VOLTAGE TRIMS WITH TRANSFORMER \*

 <b>424B-WH</b>	Downlight or Adjustable w/Black Baffle	50W MR16
 <b>427B-WH</b> <b>427W-WH</b> <b>428-WH</b>	White Cylinder w/Black Baffle/Black Bezel White Cylinder w/White Baffle/White Bezel Black Cylinder w/Black Baffle/Black Bezel	50W MR16

Trim Size: 7/8" O.D. (except Cat. Nos. 20, 21, 22, 228, 229, 240, 241, 251, 9000, 9024 - 8" O.D., Cat. No. 9702 - 7/8" O.D.).  
Trim Finish: ABZ - Classic Aged Bronze, BL - Black, GP - Graphite, PB - Polished Brass, PW - Plastic White (Polycarbonate material shower trim), SC - Satin Chrome, SL - Silver, WH - White.

\* Use dimmers specifically designed for low voltage magnetic transformers.

Alzak is a registered trademark of Alcoa Corp.

Note: In Canada when insulation is present, Type IC fixtures must be used.

