

VuLite® 5" Line Voltage Housings and Trims

Economy Recessed Lighting

IC Housings

V51CW

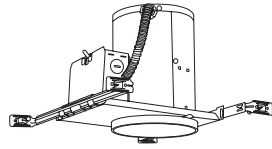
5" IC New Construction

Energy efficient housing.
May be covered with insulation.

Dimensions:

11-7/8"L x 13-3/8"W x 7-1/2"H

Ceiling Cutout: 5-5/8" Dia.



TC Housings

V5TCW

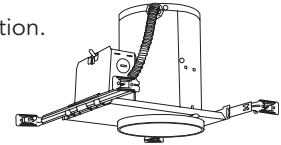
5" TC New Construction

Requires 3" spacing from insulation.

Dimensions:

11-7/8"L x 13-3/8"W x 7-1/2"H

Ceiling Cutout: 5-5/8" Dia.



V51CRW

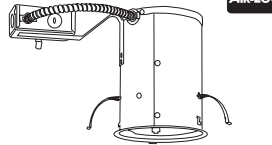
5" IC Remodel

Energy efficient housing.
May be covered with insulation.

Dimensions:

14-3/8"L x 6-3/4"W x 7-1/2"H

Ceiling Cutout: 5-1/2" Dia.



V5TCRW

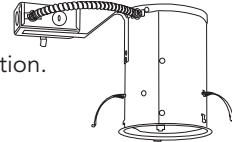
5" TC Remodel

Requires 3" spacing from insulation.

Dimensions:

12-1/2"L x 5-7/8"W x 7-1/2"H

Ceiling Cutout: 5-1/2" Dia.



Accessories: VALG4 Airloc® gasket kit for V4IC housing when an Airloc® trim is not being used.
G2405 Set of (4) T-bar clips for installation in suspended ceilings.

5" Compatible Trims

Baffle

V2015W-WH: White
V2015B-WH: Black

Aperture: 4-3/4"

Outer Diameter: 6-1/4"



Cone

V2016C-WH: Clear
V2016W-WH: White

Aperture: 4-3/4"

Outer Diameter: 6-1/4"



VuLite Housing: Lamp Wattage/Type

V51CW, V51CRW: 65W BR30, 75W PAR30L,
75W PAR30 w/socket extender, 50W PAR30 (black only)

V5TCW, V5TCRW: 85W BR30, 75W PAR30L,
40W A19 (white only), 75W PAR30 (black only or use socket
extender with white)

Juno Compatible Housing: Lamp Wattage/Type

IC20, IC20R: 40W A19, 65W BR30, 75W PAR30L,
75W PAR30 w/socket extender

IC20N: 65W BR30

TC20, TC20R: 60W A19, 85W BR30, 75W PAR30L,
75W PAR30 w/socket extender

VuLite Housing: Lamp Wattage/Type

V51CW, V51CRW: 65W BR30, 75W PAR30L,
75W PAR30 w/socket extender

V5TCW, V5TCRW: 85W BR30, 75W PAR30L,
75W PAR30 w/socket extender, 60W A19 (clear only),
40W A19 (white only)

Juno Compatible Housing: Lamp Wattage/Type

IC20, IC20R: 40W A19, 65W BR30, 75W PAR30L,
75W PAR30 w/socket extender

IC20N: 65W BR30

TC20, TC20R: 60W A19, 85W BR30, 75W PAR30L,
75W PAR30 w/socket extender