

LITHONIA LIGHTING®

FEATURES & SPECIFICATIONS

INTENDED USE — Low-profile static luminaire provides general illumination for recessed applications; Ideal for restricted plenum spaces.

Certain airborne contaminants can diminish integrity of acrylic. [Click here for Acrylic Environmental Compatibility table for suitable uses.](#)

ATTRIBUTES — Designed exclusively for use with T8 lamps, electronic ballasts and sockets.

CONSTRUCTION — Smooth hemmed sides and smooth, inward formed end flanges for safe handling. Lighter weight fixture allows for safe, easy installation.

Standard steel door frame has superior structural integrity with premium extruded appearance and precision flush mitered corners. Steel door allows easy lens replacement without frame disassembly (for lenses up to .156" thick). Powder painted, steel latches provide easy, secure door closure.

Superior mechanical light seal requires no foam gasketing. Integral T-bar clips secure fixture to T-bar system. Housing formed from cold-rolled steel. Acrylic shielding material 100% UV stabilized. No asbestos is used in this product.

FINISH — Five-stage iron-phosphate pretreatment ensures superior paint adhesion and rust resistance. Painted parts finished with high-gloss, baked white enamel.

ELECTRICAL — Standard ballast is electronic, thermally protected, resetting, Class P, HPF, non-PCB, UL Listed, CSA certified ballast, universal voltage and sound rated A.

Luminaire is suitable for damp locations. AWM, TFN or THHN wire used throughout, rated for required temperatures.

LISTING — Standard: UL. Optional: Canada — CSA or cUL; Mexico — NOM.

WARRANTY — 1-year limited warranty. Complete warranty terms located at www.acuitybrands.com/CustomResources/Terms_and_conditions.aspx

US patents: 6,210,025; 6,231,213; 2,288,471.

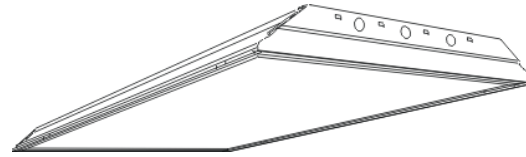
Note: Specifications subject to change without notice.

Catalog Number
Notes
Type

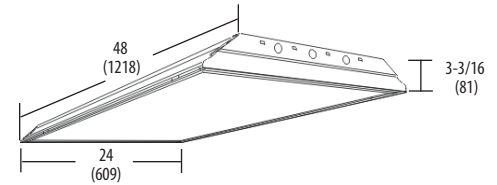
General Purpose T8 Troffer

GT8 2'x4'

2, 3 or 4 Lamps



Specifications
 Length: 48 (1218)
 Width: 24 (609)
 Depth: 3-3/16 (81)
 Weight: 22 lbs (9.9 kg)



All dimensions are inches (millimeters).

ORDERING INFORMATION For shortest lead times, configure products using **bolded options**.

Example: 2GT8 2 32 A12 MVOLT GEB10IS

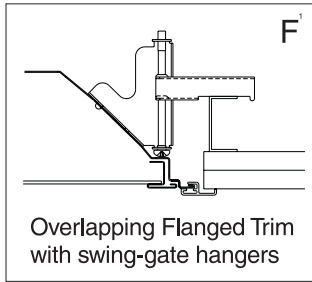
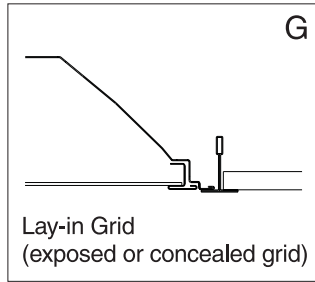
Series	Trim type	Number of lamps	Lamp type	Door frame	Diffuser type	Voltage	Options
2GT8 2' wide	(blank) Grid F Overlapping flanged	2 3 4 Not included	32 32W T8 (48")	(blank) Flush steel, white FN Flush aluminum, natural FM Flush aluminum, matte black FW Flush aluminum, white RN Regressed aluminum, natural RM Regressed aluminum, matte black RW Regressed aluminum, white	A12 #12 pattern acrylic A12125 #12 pattern acrylic, .125" thick A19 #19 pattern acrylic, .156" thick A15 #15 pattern acrylic, .2" thick PC15 1/2" x 1/2" x 1/2" plastic cube louver, silver PC25 1-1/2" x 1-1/2" x 1" plastic cube louver, silver w/ flange ¹ PC35 3/4" x 3/4" x 1/2" plastic cube louver, silver	120 277 347 MVOLT ² Others available	1/4 One 4-lamp ballast 1/3 One 3-lamp ballast GEB10IS Electronic ballast, <10% THD, instant start GEB10PS Electronic ballast, <10% THD, programmed start GEB10RS Electronic ballast, <10% THD, rapid start EL Emergency battery pack (nominal 300 lumens) EL14 Emergency battery pack (nominal 1400 lumens) GLR Internal fast-blow fuse ³ GMF Internal slow-blow fuse ³ LST Tandem-wired fixture pairs (shared ballasts) PWS1836 6' prewire, 3/8" dia., 18-gauge, 1 circuit LP__ Lamped, specify lamp type and color LP735 Lamped, 700-series, 3500K LP741 Lamped, 700-series, 4100K JP Palletized and stretch-wrapped without individual cartons; grid trim only CSA CSA Certified NOM NOM Certified

NOTES:

- 1 Available with flush door frames only.
- 2 MVOLT standard for 120-277V applications, 50-60 hz operation. Some options require voltage specified.
- 3 Must specify voltage 120V or 277V.

MOUNTING DATA

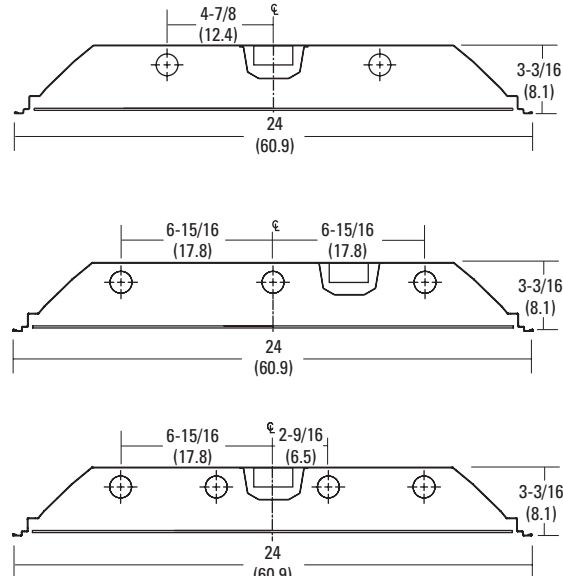
Continuous row mounting of flanged units requires CRE and CRM trim options (see Options).



NOTE:

1 Recommended rough-in dimensions for F-trim fixtures 24"x48" (Tolerance is +1/4"-0"). Swing-gate range 1-3/16" to 3-15/16". Swing-gate span 23-3/8" to 26-11/16". Fixture swing-gate points require additional 1-1/16" over nominal fixture height.

DIMENSIONS



PHOTOMETRICS

Calculated using the zonal cavity method in accordance with IESNA LM41 procedure. Floor reflectances are 20%. Lamp configurations shown are typical. Full photometric data on these and other configurations available upon request.

2GT8 2 32 A12

Report LTL 7424

Lumens per lamp - 2850 – Lum. eff. - 81.7%

S/MH (along) 1.2 (across) 1.4

Coefficient of Utilization

Ceiling	80%			70%			50%		
	70%	50%	30%	70%	50%	30%	50%	30%	10%
0	97	97	97	95	95	95	91	91	91
1	89	86	82	87	84	81	80	78	76
2	82	75	70	80	74	69	71	67	63
3	75	67	60	73	65	59	63	58	54
4	69	59	52	67	58	52	56	51	46
5	63	53	46	62	52	46	51	45	40
6	59	48	41	47	47	40	46	40	35
7	54	44	37	53	43	36	42	36	31
8	51	40	33	49	39	33	38	32	28
9	47	37	30	46	36	30	35	29	25
10	44	34	27	43	33	27	32	27	23

Zonal Lumens Summary

Zone	Lumens	%Lamp	%Fixture
0-30	1372	24.1	29.4
0-40	2277	39.9	48.9
0-60	3907	68.5	83.9
0-90	4658	81.7	100.0
90-180	0	0	0
0-180	4658	81.7	100.0

2GT8 3 32 A12 1/3

Report LTL 7421

Lumens per lamp - 2850 – Lum. eff. - 80.1%

S/MH (along) 1.2 (across) 1.4

Coefficient of Utilization

Ceiling	80%			70%			50%		
	70%	50%	30%	70%	50%	30%	50%	30%	10%
0	95	95	95	93	93	93	89	89	89
1	88	84	81	85	82	79	79	76	74
2	80	74	69	78	72	68	70	66	62
3	74	66	59	72	64	58	62	57	53
4	68	58	52	66	57	51	55	50	46
5	62	52	45	61	52	45	50	44	40
6	58	47	40	56	47	40	45	39	35
7	54	43	36	52	42	36	41	35	31
8	50	39	33	49	39	32	38	32	28
9	47	36	30	45	36	29	35	29	25
10	44	33	27	43	33	27	32	27	23

Zonal Lumens Summary

Zone	Lumens	%Lamp	%Fixture
0-30	2066	24.2	30.2
0-40	3412	39.9	49.8
0-60	5768	67.5	84.2
0-90	6851	80.1	100.0
90-180	0	0	0
0-180	6851	80.1	100.0

2GT8 4 32 A12 1/4

Report LTL 7425

Lumens per lamp - 2850 – Lum. eff. - 78.6%

S/MH (along) 1.2 (across) 1.4

Coefficient of Utilization

Ceiling	80%			70%			50%		
	70%	50%	30%	70%	50%	30%	50%	30%	10%
0	94	94	94	91	91	91	87	87	87
1	86	82	79	84	81	78	77	75	73
2	79	73	68	77	71	67	68	64	61
3	72	64	58	70	63	57	61	56	52
4	66	57	51	65	56	50	54	49	45
5	61	51	45	60	51	44	49	43	39
6	57	47	40	55	46	39	44	39	34
7	53	42	36	51	42	35	40	35	31
8	49	39	32	48	38	32	37	31	27
9	46	35	29	45	35	29	34	29	25
10	43	33	27	42	32	27	32	26	22

Zonal Lumens Summary

Zone	Lumens	%Lamp	%Fixture
0-30	2718	23.8	30.3
0-40	4481	39.3	50.0
0-60	7553	66.3	84.2
0-90	8965	78.6	100.0
90-180	0	0	0
0-180	8965	78.6	100.0