

Swivel Cabinet Fixture

120 Volt Halogen



Example: UCHD 1 120 CSW R6

Intended Use

For use where accent or task lighting is needed. Ideal for cabinet lighting in kitchens, offices and bookcases.

Features

Low profile design with high/low/off switch. Features a rotatable, dual-level beam providing for bright efficient illumination where it is needed. White glass diffuser provides soft even illumination. Housing is constructed of heavy-gauge aluminum extrusion with injection-molded end caps. Available in white or bronze finish.

Plug-in – No wiring required; fixture-to-outlet

connector included with each fixture.

Direct wire – Top or back-side flush knockouts provided. Pre-installed poke-home connectors eliminate the need for wire nuts.

Three-wire 13" long connector cord with safety lock included with fixture for linking additional fixtures together.

Includes 20W, 120V Halogen lamp(s).

Available in resale packs of six only.

Listings

UL Listed to US and Canadian safety standards.

Ordering Information

Length	Model number ¹		Lamp included ²	Packaged ³
	White finish	Bronze finish		
9"	UCHD 1 120 CSW R6	UCHD 1 120 CSW BZ R6	(1) 20W, 120V Halogen	6
12"	UCHD 2 120 CSW R6	UCHD 2 120 CSW BZ R6	(2) 20W, 120V Halogen	6
18"	UCHD 3 120 CSW R6	UCHD 3 120 CSW BZ R6	(3) 20W, 120V Halogen	6
24"	UCHD 4 120 CSW R6	UCHD 4 120 CSW BZ R6	(4) 20W, 120V Halogen	6

NOTES:

- 1 Maximum quantity of cabinet fixture that can be connected from a single power source cannot exceed 540 watts from the lamp wattage.
- 2 20W, 120V halogen lamp(s) included.
- 3 Resale packs must be ordered in increments of 6 (R6).

Availability and Dimensions

Nominal length	Lamp(s) included*	Width in. (cm)	Length in. (cm)	Depth in. (cm)
9"	(1) 20W, 12V Halogen	3 1/2 (8.9)	8 1/2 (21.6)	1 1/4 (3.2)
12"	(2) 20W, 12V Halogen	3 1/2 (8.9)	12 1/4 (30.8)	1 1/4 (3.2)
18"	(3) 20W, 12V Halogen	3 1/2 (8.9)	17 1/4 (45.1)	1 1/4 (3.2)
24"	(4) 20W, 12V Halogen	3 1/2 (8.9)	23 1/4 (59.7)	1 1/4 (3.2)

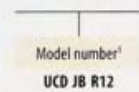
* Replacement lamps

UCHD2LPR12

Resale packs must be ordered in increments of 12 (2 lamps per pack).

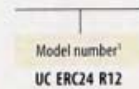
Allows for quick and easy direct wiring to the box. Then link fixtures into either end with cord or row connectors. Features snap-on cover, pre-installed poke-home wire connectors and mounting hardware.

Ordering Information



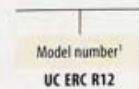
Linkable cabinet lights come standard with a 13" connector cord. A 24" connector cord is available for longer length connections between fixtures.

Ordering Information



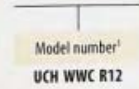
Row connectors allow continuous connections with minimal (1/8") spacing between fixtures. Side-by-side connections reduce shadow between fixtures for uninterrupted light across counter tops or work areas.

Ordering Information



18" white cord cover keeps fixture-to-fixture connector cords and cord-and-plugs hidden under cabinetry or shelving. Self-adhesive strip on upper side of cover adheres to most surfaces. Cord cover can be cut to accommodate shorter distances between fixtures.

Ordering Information



NOTES:

- 1 Resale packs must be ordered in increments of 12 (R12).

www.lithonia.com, keyword: Halogen

Accessories

Splice Box



24" Cord Connector



Row Connector



Cord Cover

