



4" MINIATURE UNIVERSAL IC HOUSING

INCANDESCENT LAMPS

IC1P

Project: _____

Fixture Type: _____

Location: _____

Contact/Phone: _____

PRODUCT DESCRIPTION

IC Air-Loc® Housing • Air-Loc rated with all IC-rated 4" trims and complies with the Washington State and IECC Energy Codes

- Energy efficient, sealed inner housing
- Double wall housing construction
- Air-Loc housing stops infiltration and exfiltration of air, reducing heating and cooling costs
- Can be completely covered with insulation.

PRODUCT SPECIFICATIONS

Lamp Lamp ratings based on trim selected – see reverse.

Socket Detachable medium base porcelain with nickel-plated copper screw shell.

Trims Trim selection shown on reverse.

Labels U.L. listed for through-branch wiring, damp locations and IP • Product thermally protected against improper use of lamps

- Union made • UL and cUL Listed • Trim No. 11, 12, 4101, 4102 and 4181 are wet location approved for covered ceiling applications
- Trims 14, 17 are wet location approved for covered ceiling applications, **when used with outdoor rated lamps.**

Testing All reports are based on published industry procedures; field performance may differ from laboratory performance.

Product specifications subject to change without notice.

INSTALLATION

Real Nail 3 Bar Hangers Telescoping, patent-pending Real Nail 3 system permits quick placement of housing anywhere within 24" O.C. joists or suspended ceilings • Integral T-bar notch and clip secures housing in suspended ceiling grid – no accessory clips required • 24" expansion stop allows quick placement of fixture in standard grid spacing • Bars scored in two locations for fast, clean breaking, allowing housing installation in tight applications

- Bars captive to mounting frame
- Edge-mounted for extra strength
- Captive bugle-headed ring shank nail for quick one-step installation and easy removal with claw hammer for fixture relocation
- Quick-Loc slot and oversized locking set screw lock fixture in position
- Bar hanger foot contoured to align to bottom of construction joist
- Alternate mounting holes included.

Junction Box Pre-wired junction box provided with (5) ½" and (1) ¾" knockouts, (4) Non-metallic sheathed cable connectors and ground wire, UL and cUL listed for through-branch wiring, maximum 6 No. 12 AWG 90° C branch circuit conductors (3 in, 3 out) • Junction box provided with removable access plates

- Knockouts equipped with pryout slots.

Mounting Frame 22-gauge die-formed galvanized steel mounting frame • Rough-in section (junction box, mounting frame, housing and bar hangers) fully assembled for ease of installation.

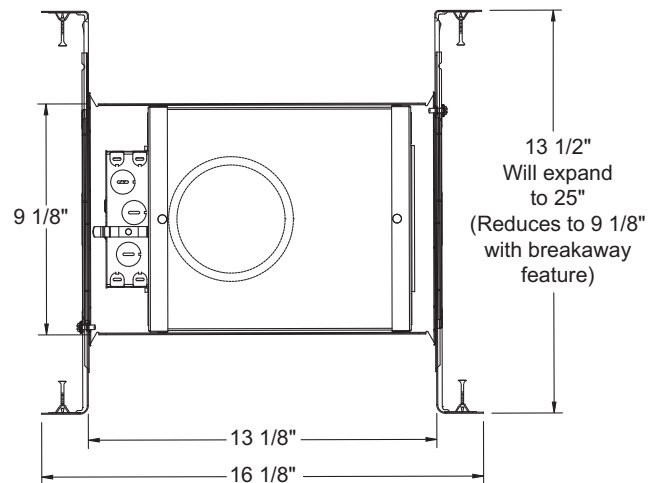
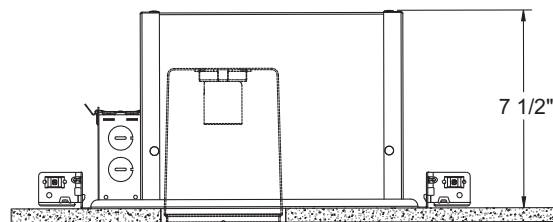
Housing Air-Loc IC housing, .032" aluminum • Inner housing is vertically adjustable to accommodate up to a 2" ceiling thickness.

PRODUCT CODES

Catalog Number	Input Voltage	Lamp Rating (max.)
IC1P	120V	K19/R14/R16/R20/PAR16/PAR20/GU10 Base Lamps (See reverse for max. trim rating)

REV-8/09

DIMENSIONS



4 1/2" CEILING CUTOUT

ACCESSORIES

Catalog No.	Description
GU10-WHIP	GU10 Socket Whip






































To order, specify catalog number.

4" MINIATURE UNIVERSAL IC HOUSING


INCANDESCENT LAMPS

IC1P

TRIMS/LAMPS

Cat. No.	Description	Max. Lamp Rating	Cat. No.	Description	Max. Lamp Rating
 13-WH	2" Pinhole with Integral Shield	50W R20, 50W PAR20, 40W K19	 4101-WH ◆	Beveled Dome Shower	50W PAR/R20
 14B-WH ◆◆	Black Baffle	50W PAR20/R20	 4101-SC ◆	Beveled Dome Shower	50W PAR/R20
 14B-SC ◆◆	Black Baffle		 4102-WH ◆	Beveled Shower	
 14B-ABZ ◆◆	Black Baffle		 4102-SC ◆	Beveled Shower	
 14B-BL ◆◆	Black Baffle		 4102-ABZ ◆	Beveled Shower	
 14W-WH ◆◆	White Baffle				
 17C-WH ◆◆	Cone - Clear Alzak®	50W PAR20/R20	 4103FROST-WH	Beveled Cylinder	50W PAR/R20
 17G-WH ◆◆	Cone - Gold Alzak®		 4103FROST-SC	Beveled Cylinder	
 17B-WH ◆◆	Cone - Black Alzak®				
 17PT-SC ◆◆	Cone - Pewter Alzak®				
 17W-WH ◆◆	Cone - Gloss White				
 17HZ-WH ◆◆	Cone - Haze				
 17WHZ-WH ◆◆	Cone - Wheat Haze				
 17WHZ-ABZ ◆◆	Cone - Wheat Haze				
 10-WH	Push-In Flush Gimbal Ring	50W PAR20	 4104HZ-SC	Beveled Cone	50W PAR/R20
 10-BL	Push-In Flush Gimbal Ring		 4104WHZ-ABZ	Beveled Cone	
 10-SC	Push-In Flush Gimbal Ring				
 10-ABZ	Push-In Flush Gimbal Ring				
 18-WH	Mini Eyeball	60W PAR16	 4180FROST	Solid Glass Collar	50W PAR/R20
 18-SC	Mini Eyeball				
 19-WH	Mini Eyeball	25W R14, 40W R16 (intermediate screw base)	 4181CLEAR ◆	All Glass Shower	50W PAR/R20
 11-WH ◆	Drop Opal	30W R20, 50W PAR20, 40W K19			
 12W-WH ◆	Shower Trim, perimeter frosted lens center	50W R20, 50W PAR20 with 1" socket extender #T599			
 12W-SC ◆	Shower Trim, perimeter frosted lens center				
 12W-ABZ ◆	Shower Trim, perimeter frosted lens center				
 16-WH	Scoop Wall Wash	25W R14, 40W R16 (intermediate screw base)			

FOR GU10 BASE LAMPS (MUST USE GU10-WHIP)


 440-WH	Push-In Flush Gimbal Ring	50W MR16/PAR16/ES16 (120V GU10 Base)
 440-BL	Push-In Flush Gimbal Ring	
 440-SC	Push-In Flush Gimbal Ring	
 440-ABZ	Push-In Flush Gimbal Ring	
 445-WH	Adj. Slot Aperture	50W MR16/ES16 (120V GU10 Base)
 446-WH	Adj. Scoop Wall Wash	50W MR16/ES16 (120V GU10 Base)
 448-WH	Eyeball with Black Baffle	(120V GU10 Base)
 448-SC	Eyeball with Black Baffle	
 10-WH	Push-In Flush Gimbal Ring	50W PAR20/75W ES20 (120V GU10 Base)
 10-BL	Push-In Flush Gimbal Ring	
 10-SC	Push-In Flush Gimbal Ring	
 10-ABZ	Push-In Flush Gimbal Ring	
 GU10-WHIP	GU10 Socket Whip	

Trim Size: 5" O.D.

Trim Finish: ABZ - Classic Aged Bronze, BL - Black, GP - Graphite, PW - Plastic White (Polycarbonate material shower trim), SC - Satin Chrome, SL - Silver, WH - White.

Alzak is a registered trademark of Alcoa Corp.

Note: In Canada when insulation is present, Type IC fixtures must be used.

 JUNO IC housings meet IECC Energy Code requirements per ASTM E283. Air-Loc® rated trims are pre-gasketed for minimum air leakage with IC housings.

◆ UL Listed for use in wet location.

◆◆ UL Listed for use in wet location with outdoor rated lamp.



1300 S. Wolf Road • Des Plaines, IL 60018 • Phone (847) 827-9880 • Fax (847) 827-2925
 220 Chrysler Drive • Brampton, Ontario • Canada L6S 6B6 • Phone (905) 792-7335 • Fax (905) 792-0064
 Visit us at www.junolightinggroup.com

Printed in U.S.A. ©2009 Juno Lighting, LLC.