

FEATURES & SPECIFICATIONS

INTENDED USE — For wall or ceiling mounting - vertical or horizontal. Ideal for stairwells, corridors, lavatories or any utility application. **Certain airborne contaminants can diminish integrity of acrylic.** [Click here for Acrylic Environmental Compatibility table for suitable uses.](#)

CONSTRUCTION — Easy maintenance design for individual or tandem mounting. For row mounting, order RMT option.

Heavy-duty code grade steel. Metal parts are die-formed.

Finish: Five-stage iron-phosphate pretreatment ensures superior paint adhesion and rust resistance. Standard finish is high-gloss, high reflectivity, baked white polyester (architectural black available).

OPTICS — Available with high performance A12 pattern clear acrylic or low brightness matte white opal acrylic. Front metal fascia eliminates direct illumination. Provides up/down distribution.

ELECTRICAL — AWM, TFN or THHN wire used throughout, rated for required temperatures. UL/CSA Ballast disconnect provided where required to comply with US and Canadian codes.

INSTALLATION — End caps spring-loaded for easy diffuser removal.

LISTINGS — UL Listed to US and Canadian safety standards. Optional: Mexico NOM.

WARRANTY — 1-year limited warranty. Complete warranty terms located at www.acuitybrands.com/CustomerResources/Terms_and_conditions.aspx

Actual performance may differ as a result of end-user environment and application.

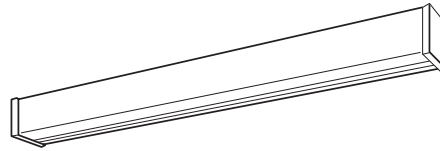
Note: Specifications subject to change without notice.

Catalog Number
Notes
Type

Commercial Wall Bracket

WC

T5 and T8
2', 3' or 4' Lengths
1 or 2 Lamps



Specifications

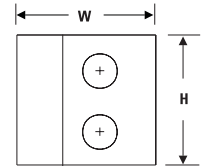
Length: 24 (609), 36 (914) or 48 (1218)

Width: 4-5/8 (118)

Depth: 4-9/16 (116)

Weight: 14 lbs (6.3 kg)

All dimensions are inches (millimeters) unless otherwise indicated.



ORDERING INFORMATION

For shortest lead times, configure product using **standard options (shown in bold)**.

Example: WC 2 32 120 MVOLT GEB10IS

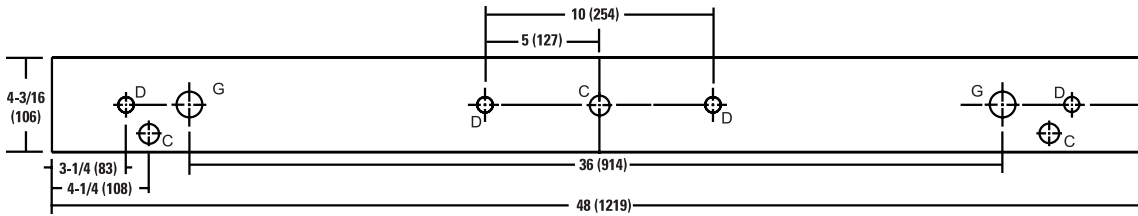
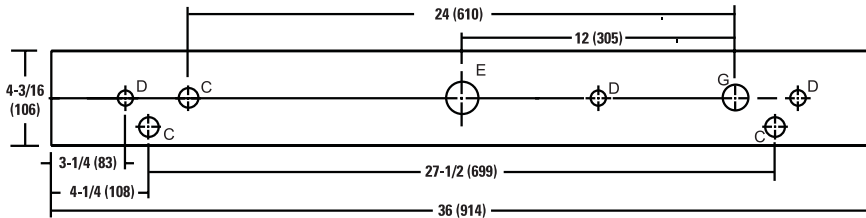
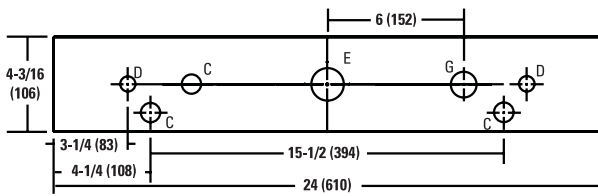
WC	Series	Number of lamps	Lamp type	Diffuser type	Voltage	Options
WC	All purpose wall bracket	1	17 17W T8 (24")	(blank) Matte white opal acrylic	120	CO Grounded convenience outlet, 120V only (bottom right) ¹
			25 25W T8 (36")	A12 #12 pattern acrylic	277	S1 Pull-chain switch; installed bottom left; on/off operation of all lamps only (120V only) ¹
		2	32 32W T8 (48")	FAC Matte white opal acrylic with front metal fascia	347	GEB10IS Electronic ballast, ≤ 10% THD, instant-start GEB10PS T5 and T8 electronic ballasts, ≤ 10% THD, programmed start MB Architectural black finish RMT Row mount ² CSA CSA Certified. EL Emergency battery pack (nominal 300 lumens; see Life Safety Section) ³
			14T5 14W T5 (24")	FA12 #12 pattern acrylic with front metal fascia	MVOLT	
			21T5 21W T5 (36")			
			28T5 28W T5 (48")			
			24T5HO 24W T5HO (24")			
			39T5HO 39W T5HO (36")			
			54T5HO 54W T5HO (48")			

Notes

- For optional locations, consult factory.
- Includes continuous row joiner band. Not available with CSA; models requiring CSA labeling ship standard with joiner band. Cannot field install.
- Not available on 2ft.

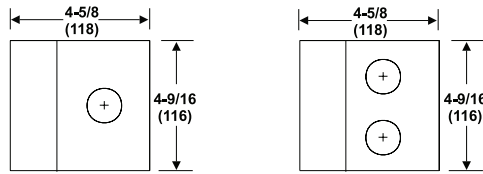
WC Wall Bracket, All Purpose

MOUNTING DATA



DIMENSIONS

All dimensions are inches (millimeters) unless otherwise indicated.



- C = 7/8 (22) Dia. K.O.
- D = 11/16 (18) Dia. K.O.
- E = 2(51) Dia. K.O.
- G = 1-1/8 (29) Dia. K.O.

PHOTOMETRICS

Calculated using the zonal cavity method in accordance with IESNA LM41 procedure. Vertical and horizontal illuminance is calculated with fixture mounting 7' above floor. Reflectances 80/50/20%. Full photometric data available upon request.

WC 2 32
Report LTL 5736
Initial point illuminance on wall and horizontal work surface (fc)
 X and Y coordinates are on 12" centers.

	X	A	B	C	D	E	F	G	H	I	J	K	
Vert.	9	3	4	6	11	15	16	15	11	6	4	4	
	8	3	4	6	18	31	33	31	18	6	4	3	
	7	2	3	3						3	3	2	
	6	2	3	5	16	28	30	28	16	5	3	2	
	5	2	2	4	6	8	9	8	6	4	3	2	
	4	2	2	3	3	4	4	4	4	3	2	2	
	3	2	2	2	3	3	3	3	3	2	2	2	
	2	1	2	2	2	2	2	2	2	2	2	1	
	1	1	2	2	2	2	2	2	2	2	2	1	
	Horiz.	Y											
		1	6	7	8	9	10	10	10	9	8	6	5
		2	6	7	8	10	11	11	11	10	9	7	6
		3	6	7	8	10	11	11	11	10	9	7	7
4		7	7	8	10	11	11	11	10	9	8	7	
5		6	7	8	9	10	10	10	9	9	7	7	
6		6	7	7	9	9	9	9	8	7	6	6	
7		5	6	6	7	7	7	7	7	6	5	5	
8		5	5	6	6	7	7	7	6	6	5	5	
9		5	5	5	6	6	6	6	6	6	5	5	
10		4	4	4	4	5	5	5	4	4	4	4	
11		3	3	4	4	4	4	4	4	4	3	3	
12		3	3	3	4	4	4	4	4	4	3	3	
13	2	2	3	3	3	3	3	3	3	2	2		

